

AK haakwerkjes

Grandmother's Blanket



[akhaakwerkjes](#)



[Akhaakwerkjes-free crochet patterns](#)



[Ko-fi](#)

Website: <http://www.akhaakwerkjes.jouwweb.nl/>

It is forbidden to share, translate, copy or publish this pattern!

Some of the stitches, I used my own crochet abbreviations. At the Abbreviations U.S. terms you can read what the abbreviations mean. And in the the pattern itself also the explanation of how to crochet these stitches.

Materials:

- 7 balls Scheepjes Colour Crafter Weert 1001 (White)
- 2 balls Scheepjes Colour Crafter Utrecht 1009 (Green)
- 1 ball Scheepjes Colour Crafter Antwerpen 2001 (Purple)
- 1 ball Scheepjes Colour Crafter Den Bosch 1241 (Pink)
- 2 balls Scheepjes Colour Crafter Maastricht 1246 (Red)
- Crochet hooks: H-8 (5 mm) and G-6 (4 mm)
- Scissors
- Needle
- Stitch markers



Abbreviations U.S. terms


ch:	chain
tc:	turning chain
sc:	single crochet
dc.fl	double crochet front loop (the loop in front of your work)
dc.bl:	double crochet in the loop at the back of your work
trc.bl:	triple crochet in the loop at the back of your work
sc.bl:	single crochet in the back loop
sc.fl:	single crochet in the front loop
sl-st:	slip stitch
fo:	fasten off
yo:	yarn over

How to crochet Grandmother's Blanket, you can also find a tutorial on my YouTube channel: AKhaakwerkjes-free crochet patterns. Click on videos and you can find the Blanket between the videos, if you like to follow images of how to crochet this blanket.

And if you like my crochet designs and would like to express your appreciation, you can do so by donating a cup of coffee on ko-fi or use the QR code on my website. I would really appreciate that. The link can be found in the menu of my website and follow me on YouTube and Social media. Thank you so much and have fun crocheting.



special stitches

single crochet in the back loop (sc.bl)



- 1) insert the crochet hook through the back loop of the stitch
- 2) yo and pull the thread through the loop
- 3) 2 loops on your hook
- 4) yo and pull the thread through the remaining 2 loops
- 5) 1 loop on your hook You've crocheted a single crochet in the back loop (sc.bl)

double crochet front loop in the loop in front of your work (dc.fl)



- 1) yo
- 2) insert the crochet hook through the loop in front of your crochet work
- 3) yo and pull it through the loop
- 4) 3 loops on your hook
- 5) yo and crochet the first two loops
- 6) 2 loops on your hook
- 7) yo and crochet the 2 remaining loops on your hook
- 8) you have crocheted a double crochet front loop (dc.fl)

with more than 3 double crochet front loop (dc.fl) I also crocheted the front loop of the purple color this is to prevent edges on the inside of the blanket. See picture 1 and 2 (This is a personal choice; it's not necessarily required)

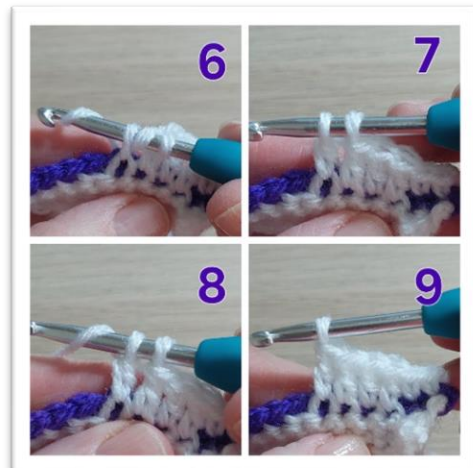


(Picture 1, without crocheting the front purple loop)



(picture 2, with crocheting the front loop of the purple color)

Double crochet front loop (dc.fl) with crocheting the front loop of the purple color



- 1) yo
- 2) insert the crochet hook through the loop in front of your crochet work
- 3) insert the hook trough the front loop of the purple color
- 4) yo and pull it through the loop
- 5) 3 loops on your hook
- 6) yo and crochet the first two loops
- 7) 2 loops on your hook
- 8) yo and crochet the 2 remaning loops on your hook
- 9) you have crocheted a double crochet front loop (dc.fl)

Row 1: (White with H-8 (5 mm) crochet hook) ch 347, tc.

Row 2: (G-6 (4 mm)crochet hook) 346 cs, tc.

Row 3: 346 sc, tc.

Row 4: (Green) 2 sc, 2 sc.bl, “2 sc, 4 sc.bl”, repeat what is between “” 55 time, 2 sc, 2 sc.bl, 2 sc, fo.

Row 5: (White) 2 sc, 1 dc.fl, “3 sc.bl, 3 dc.fl”, repeat what is between “” 55 time, 3 sc.bl, 1 sdc.fl, 1 sc.bl, 2 sc, fo.

Row 6: (Green) 3 sc, 2 dc.fl, “3 sc.bl, 1 sc, 2 dc.fl”, repeat what is between “” 55 time, 3 sc.bl, 2 sc, fo.

Row 7: (White) 2 sc, 3 sc.bl, “2 dc.fl, 4 sc.bl”, repeat what is between “” 55 time, 2 dc.fl, 1 sc.bl, 2 sc, fo.

Row 8: (Green) 2 sc, 2 dc.fl, “3 sc, 3 dc.fl”, repeat what is between “” 55 time, 3 sc, 1 dc.fl, 2 sc, fo.

Row 9: (White) 2 sc, 342 sc.bl, 2 sc, fo.

Row 10: (Green) 2 sc, 2 sc.bl, “3 dc.fl, 3 sc.bl”, repeat what is between “” 55 time, 3 dc.fl, 1 sc.bl, 2 sc, fo.

Row 11: (White) 2 sc, “2 dc.fl, 1 sc, 3 sc.bl”, repeat what is between “” 56 time, 2 sc, fo.

Row 12: (Green) 2 sc, “4 sc.bl, 2 dc.fl”, repeat what is between “” 56 time, 2 sc, fo.

Row 13: (White) 2 sc, 4 dc.fl, 1 sc, “3 sc.bl, 2 dc.fl, 1 sc”, repeat what is between “” 55 time, 1 sc.bl, 2 sc, tc.

Row 14: 346 sc, tc.

Row 15: 346 sc, tc.

Row 16: 346 sc, fo.



(picture of row 4 to row 13)

Row 17: (Purple) 2 sc, 5 sc.bl, “3 sc, 9 sc.bl”, repeat what is between “” 27 times, 3 sc, fo.

Row 18: (White) 2 sc, 5 dc.fl, “3 sc.bl, 9 dc.fl”, repeat what is between “” 27 times, 1 sc.bl, 2 sc, fo.

Row 19: (Purple) 2 sc, 3 sc.bl, “2 sc, 3 dc.fl, 2 sc, 5 sc.bl”, repeat what is between “” 27

times, 2 sc, 1 dc.fl, 2 sc, fo.

Row 20: (White) 2 sc, 3 dc.fl, “7 sc.bl, 5 dc.fl”, repeat what is between “” 27 times, 3 sc.bl, 2 sc, fo.

Row 21: (Purple) 2 sc, 1 sc.bl, “2 sc, 2 dc.fl, 3 sc.bl, 2 dc.fl, 2 sc, 1 sc.bl”, repeat what is between “” 27 times, 2 sc, 2 dc.fl, 1 sc.bl, 2 sc, fo.

Row 22: (White) 2 sc, 1 dc.fl, “4 sc.bl, 1 dc.fl, 1 sc.bl, 1 dc.fl, 4 sc.bl, 1 dc.fl”, repeat what is between “” 27 times, 4 sc.bl, 1 dc.fl, 2 sc, fo.

Row 23: (Purple) 2 sc, 1 sc.bl, “4 dc.fl, 1 sc.bl, 1 dc.fl, 1 sc.bl, 4 dc.fl, 1 sc.bl”, repeat what is between “” 27 times, 4 dc.fl, 1 sc.bl, 2 sc, fo.

Row 24: (White) 2 sc, 1 dc.fl, “2 sc, 2 sc.bl, 1 dc.fl, 1 sc, 1 dc.fl, 2 sc.bl, 2 sc, 1 dc.fl”, repeat what is between “” 27 times, 2 sc, 2 sc.bl, 1 dc.fl, 2 sc, fo.

Row 25: (Purple) 2 sc, 3 sc.bl, “2 dc.fl, 3 sc, 2 dc.fl, 5 sc.bl”, repeat what is between “” 27 times, 2 dc.fl, 3 sc, fo.

Row 26: (White) 2 sc, 3 dc.fl, “2 sc, 3 sc.bl, 2 sc, 5 dc.fl”, repeat what is between “” 27 times, 2 sc, 1 sc.bl, 2 sc, fo.

Row 27: (Purple) 2 sc, 5 sc.bl, “3 dc.fl, 9 sc.bl”, repeat what is between “” 27 times, 1 dc.fl, 2 sc, fo.

Row 28: (White) 2 sc, 5 dc.fl, “3 sc, 9 dc.fl”, repeat what is between “” 27 times, 3 sc, tc.



(picture of row 17 to row 28)

Row 29: 346 sc, tc.

Row 30: 346 sc, tc.

Row 31: 346 sc, fo.

Row 32: (Green) 2 sc, 2 sc.bl, “2 sc, 4 sc.bl”, repeat what is between “” 55 times, 2 sc, 2 sc.bl, 2 sc, fo.

Row 33: (White) 2 sc, 1 dc.fl, “3 sc.bl, 3 dc.fl”, repeat what is between “” 55 times, 3 sc.bl, 1 dc.fl, 1 sc.bl, 2 sc, fo.

Row 34: (Green) 3 sc, 2 dc.fl, “3 sc.bl, 1 sc, 2 dc.fl”, repeat what is between “” 55 times, 3 sc.bl, 2 sc, fo.

Toer 35: (White) 2 sc, 3 sc.bl, “2 dc.fl, 4 sc.bl”, repeat what is between “” 55 times, 2 dc.fl, 1 sc.bl, 2 sc, fo.

Row 36: (Green) 2 sc, 2 dc.fl, “3 sc, 3 dc.fl”, repeat what is between “” 55 times, 3 sc, 1 dc.fl, 2 sc, fo.

Row 37: (White) 2 sc, 342 sc.bl, 2 sc, fo.

Row 38: (Green) 2 sc, 2 sc.bl, “3 dc.fl, 3 sc.bl”, repeat what is between “” 55 times, 3 dc.fl, 1 sc.bl, 2 sc, fo.

Row 39: (White) 2 sc, “2 dc.fl, 1 sc, 3 sc.bl”, repeat what is between “” 56 times herhaal, 2 sc, fo.

Row 40: (Green) 2 sc, “4 sc.bl, 2 dc.fl”, repeat what is between “” 55 times, 2 sc, fo.

Row 41: (White) 2 sc, 4 dc.fl, 1 sc, “3 sc.bl, 2 dc.fl, 1 sc”, repeat what is between “” 55 times, 1 sc.bl, 2 sc, tc.

Row 42: 346 sc, tc.

Row 43: 346 sc, tc.

Row 44: 346 sc, fo.

Row 45: (Pink) 2 sc, 5 sc.bl, “3 sc, 9 sc.bl”, repeat what is between “” 27 times, 3 sc, fo.

Row 46: (White) 2 sc, 5 dc.fl, “3 sc.bl, 9 dc.fl”, repeat what is between “” 27 times, 1 sc.bl, 2 sc, fo.

Row 47: (Pink) 2 sc, 3 sc.bl, “2 sc, 3 dc.fl, 2 sc, 5 sc.bl”, repeat what is between “” 27 times, 2 sc, 1 dc.fl, 2 sc, fo.

Row 48: (White) 2 sc, 3 dc.fl, “7 sc.bl, 5 dc.fl”, repeat what is between “” 27 times, 3 sc.bl, 2 sc, fo.

Row 49: (Pink) 2 sc, 1 sc.bl, “2 sc, 2 dc.fl, 3 sc.bl, 2 dc.fl, 2 sc, 1 sc.bl”, repeat what is between “” 27 times, 2 sc, 2 dc.fl, 1 sc.bl, 2 sc, fo.

Row 50: (White) 2 sc, 1 dc.fl, “4 sc.bl, 1 dc.fl, 1 sc.bl, 1 dc.fl, 4 sc.bl, 1 dc.fl”, repeat what is between “” 27 times, 4 sc.bl, 1 dc.fl, 2 sc, fo.

Row 51: (Pink) 2 sc, 1 sc.bl, “4 dc.fl, 1 sc.bl, 1 dc.fl, 1 sc.bl, 4 dc.fl, 1 sc.bl”, repeat what is between “” 27 times, 4 dc.fl, 1 sc.bl, 2 sc, fo.

Row 52: (White) 2 sc, 1 dc.fl, “2 sc, 2 sc.bl, 1 dc.fl, 1 sc, 1 dc.fl, 2 sc.bl, 2 sc, 1 dc.fl”, repeat what is between “” 27 times, 2 sc, 2 sc.bl, 1 dc.fl, 2 sc, fo.

Row 53: (Pink) 2 sc, 3 sc.bl, “2 dc.fl, 3 sc, 2 dc.fl, 5 sc.bl”, repeat what is between “” 27 times, 2 dc.fl, 3 sc, fo.

Row 54: (White) 2 sc, 3 dc.fl, “2 sc, 3 sc.bl, 2 sc, 5 dc.fl”, repeat what is between “” 27 times, 2 sc, 1 sc.bl, 2 sc, fo.

Row 55: (Pink) 2 sc, 5 sc.bl, “3 dc.fl, 9 sc.bl”, repeat what is between “” 27 times, 1 dc.fl, 2 sc, fo.

Row 56: (White) 2 sc, 5 dc.fl, “3 sc, 9 dc.fl”, repeat what is between “” 27 times, 3 sc, tc.



(picture of row 45 to row 56)

Row 57: 346 sc, tc.

Row 58: 346 sc, tc.

Row 59: 346 sc, fo.

Row 60: (Green) 2 sc, 2 sc.bl, “2 sc, 4 sc.bl”, repeat what is between “” 55 times, 2 sc, 2 sc.bl, 2 sc, fo.

Row 61: (White) 2 sc, 1 dc.fl, “3 sc.bl, 3 dc.fl”, repeat what is between “” 55 times, 3 sc.bl, 1 dc.fl, 1 sc.bl, 2 sc, fo.

Row 62: (Green) 3 sc, 2 dc.fl, “3 sc.bl, 1 sc, 2 dc.fl”, repeat what is between “” 55 times, 3 sc.bl, 2 sc, fo.

Row 63: (White) 2 sc, 3 sc.bl, “2 dc.fl, 4 sc.bl”, repeat what is between “” 55 times, 2 dc.fl, 1 dc.bl, 2 sc, fo.

Row 64: (Green) 2 sc, 2 dc.fl, “3 sc, 3 dc.fl”, repeat what is between “” 55 times, 3 sc, 1 dc.fl, 2 sc, fo.

Row 65: (White) 2 sc, 342 sc.bl, 2 sc, fo.

Row 66: (Green) 2 sc, 2 sc.bl, “3 dc.fl, 3 sc.bl”, repeat what is between “” 55 times, 3 dc.fl, 1 sc.bl, 2 sc, fo.

Row 67: (White) 2 sc, “2 dc.fl, 1 sc, 3 sc.bl”, repeat what is between “” 56 times, 2 sc, fo.

Row 68: (Green) 2 sc, “4 sc.bl, 2 dc.fl”, repeat what is between “” 56 times, 2 sc, fo.

Row 69: (White) 2 sc, 4 dc.fl, 1 sc, “3 sc.bl, 2 dc.fl, 1 sc”, repeat what is between “” 55 times, 1 sc.bl, 2 sc, tc.

Row 70: 346 sc, tc.


Row 71: 346 sc, tc.

Row 72: 346 sc, fo.

Row 73: (Red) 8 sc, “1 sc.bl, 1 sc, 1 sc.bl, 1 sc, 1 sc.bl, 1 sc, 1 sc.bl, 1 sc, 1 sc.bl, 10 sc, 1 sc.bl, 1 sc, 1 sc.bl, 1 sc, 1 sc.bl, 10 sc”, repeat what is between “” 8 times, 1 sc.bl, 1 sc, 1 sc.bl,

1sc, 1 sc.bl, 1 sc, 1 sc.bl, 1 sc 1 sc.bl, 10 sc, 1 sc.bl, 1 sc, 1 sc.bl, 1 sc, 1 sc.bl, 8 sc, fo.

Row 74: (Attention!!! We are now crocheting the white row with the back of the blanket facing you so that the blanket stay straight, see picture 3)




(picture 3, the back of your crochetwork is facing you)

Crocheting a single crochet in the front loop (sc.fl)

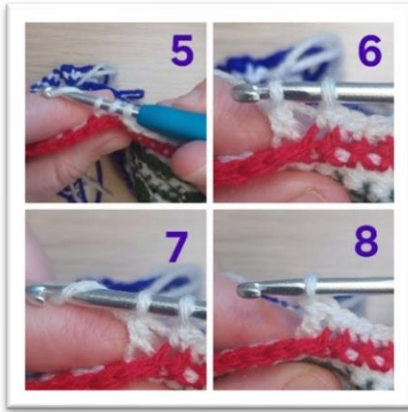


- 1) crochet hook through the front loop
- 2) yo and pull it through the loop
- 3) 2 loops on your hook
- 4) yo and crochet the 2 loops
- 5) you have crocheted a single crochet in the front loop (sc.fl)


Crocheting a double crochet into the back loop of your work (dc.bl)



- 1) yo
- 2) hook through the loop on the back of your work
- 3) yo and crochet the first 2 loops.
- 4) 3 loops on your hook.



- 5) yo and crochet the first 2 loops
- 6) 2 loops on your hook
- 7) yo and crochet the 2 remaining loops
- 8) you have crocheted a double crochet into the loop on the back of the work. (dc.bl)

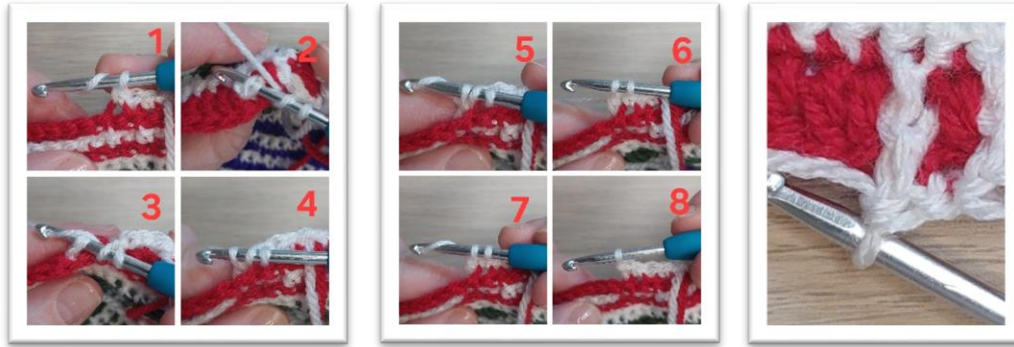


(in the blue circle you can see what the dc.bl looks like)

(Back of your crochetwork, White) 2 sc, 6 sc.fl (single crochet front loop), “1 dc.bl (1 double crochet back loop), 1 sc.fl, 1 dc.bl, 1 sc.fl, 1 dc.bl, 10 sc.fl, 1 dc.bl, 1 sc.fl, 1 dc.bl, 1 sc.fl, 1 dc.bl, 1 sc.fl, 1 dc.bl, 1 sc.fl, 1 dc.bl, 10 sc.fl”, repeat what is between “” 8 times, 1 dc.bl, 1 sc.fl, 1 dc.bl, 1 sc.fl, 1 dc.bl, 10 sc.fl, 1 dc.bl, 1 sc.fl, 1 dc.bl, 1 sc.fl, 1 dc.bl, 1 sc.fl, 1 dc.bl, 1 sc.fl, 1 dc.bl, 6 sc.fl, 2 sc, fo.

Row 75: (Red) 2 sc, 6 dc.fl, “1 sc.bl, 1 dc.fl, 1 sc.bl, 1 dc.fl, 1 sc.bl, 1 dc.fl, 1 sc.bl, 1 dc.fl, 1 sc.bl, 10 dc.fl, 1 sc.bl, 1 dc.fl, 1 sc.bl, 1 dc.fl, 1 sc.bl, 1 dc.fl, 1 sc.bl, 10 dc.fl”, repeat what is between “” 8 times, 1 sc.bl, 1 dc.fl, 1 sc.bl, 1 dc.fl, 1 sc.bl, 1 dc.fl, 1 sc.bl, 1 dc.fl, 1 sc.bl, 10 dc.fl, 1 sc.bl, 1 dc.fl, 1 sc.bl, 1 dc.fl, 1 sc.bl, 6 dc.fl, 2 sc, fo.

Once again, crocheting a double crochet into the loop on the back of your crochet work, when you are a bit further into your work, it is a bit clearer to see.



- 1) yo
- 2) hook through the loop on the back of your work
- 3) yo and crochet the first 2 loops
- 4) 3 loops on your hook
- 5) yo and crochet the first 2 loops
- 6) 2 loops on your hook
- 7) yo and crochet the 2 remaining loops
- 8) you have crocheted a double crochet into the loop on the back of the work. (dc.bl)

Row 76: (Back of your crochetwork, White) 2 sc, 6 sc.fl, “1 dc.bl, 1 sc.fl, 1 dc.bl, 1 sc.fl, 1 dc.bl, 10 sc.fl, 1 dc.bl, 1 sc.fl, 1 dc.bl, 1 sc.fl, 1 dc.bl, 1 sc.fl, 1 dc.bl, 1 sc.fl, 1 dc.bl, 10 sc.fl”, repeat what is between “” 8 times, 1 dc.bl, 1 sc.fl, 1 dc.bl, 1 sc.fl, 1 dc.bl, 10 sc.fl, 1 dc.bl, 1 sc.fl, 1 dc.bl, 1 sc.fl, 1 dc.bl, 1 sc.fl, 1 dc.bl, 1 sc.fl, 1 dc.bl, 6 sc.fl, 2 sc, fo.

Row 77: (Red) 2 sc, 6 dc.fl, “1 sc.bl, 1 dc.fl, 1 sc.bl, 1 dc.fl, 1 sc.bl, 1 dc.fl, 1 sc.bl, 1 dc.fl, 1 sc.bl, 10 dc.fl”, repeat what is between “” 8 times, 1 sc.bl, 1 dc.fl, 1 sc.bl, 1 dc.fl, 1 sc.bl, 1 dc.fl, 1 sc.bl, 1 dc.fl, 1 sc.bl, 10 dc.fl, 1 sc.bl, 1 dc.fl, 1 sc.bl, 1 dc.fl, 1 sc.bl, 6 dc.fl, 2 sc, fo.

Row 78: (Back of your crochetwork, White) 8 sc, “1 dc.bl, 1 sc, 1 dc.bl, 1 sc, 1 dc.bl, 10 sc, 1 dc.bl, 1 sc, 1 dc.bl, 1 sc, 1 dc.bl, 1 sc, 1 dc.bl, 1 sc, 1 dc.bl, 10 sc”, repeat what is between “” 8 times, 1 dc.bl, 1 sc, 1 dc.bl, 1 sc, 1 dc.bl, 10 sc, 1 dc.bl, 1 sc, 1 dc.bl, 1 sc, 1 dc.bl, 1 sc, 1 dc.bl, 1 sc, 1 dc.bl, 8 sc, fo.

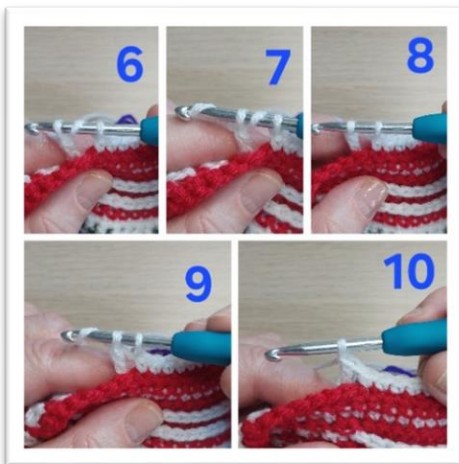
Row 79: (Red) 8 sc, “1 sc.bl, 1 sc, 1 sc.bl, 1 sc, 1 sc.bl, 1 sc, 1 sc.bl, 1 sc, 1 sc.bl, 10 sc, 1 sc.bl, 1 sc, 1 sc.bl, 1 sc, 1 sc.bl, 10 sc”, repeat what is between “” 8 times, 1 sc.bl, 1 sc, 1 sc.bl, 1 sc, 1 sc.bl, 1 sc, 1 sc.bl, 10 sc, 1 sc.bl, 1 sc, 1 sc.bl, 1 sc, 1 sc.bl, 8 sc, tc.

Row 80: (Red) 346 sc, fo.

Crocheting the triple crochet in the back loop (trc.bl)



- 1) 2x yo
- 2) hook through the loop on the back of your work
- 3) yo and pull it trough the loop
- 4) 4 loops on your hook
- 5) yo and crochet the first 2 loops



- 6) 3 loops on your hook
- 7) yo and crochet the first 2 loops
- 8) 2 loops on your hook
- 9) yo and crochet the first 2 loops
- 10) 1 loop on your hook, you have crocheted a trc.bl



(picture trc.bl)

Row 81: (Back of your crochetwork, White) 8 sc, “1 trc.bl, 1 sc, 1 trc.bl, 1 sc, 1 trc.bl, 10 sc, 1 trc.bl, 1 sc, 1 trc.bl, 1 sc, 1 trc.bl, 1 sc, 1 trc.bl, 1 sc, 1 trc.bl, 10 sc”, repeat what is between “” 8 times, 1 trc.bl, 1 sc, 1 trc.bl, 1 sc, 1 trc.bl, 10 sc, 1 trc.bl, 1 sc, 1 trc.bl, 1 sc, 1 trc.bl, 1 sc, 1 trc.bl, 1 sc, 1 trc.bl, 8 sc, fo.

Row 82: (Red) 8 sc, “1 sc.bl, 1 sc, 1 sc.bl, 1 sc, 1 sc.bl, 1 sc, 1 sc.bl, 1 sc, 1 sc.bl, 10 sc, 1 sc.bl, 1 sc, 1 sc.bl, 1 sc, 1 sc.bl, 10 sc”, repeat what is between “” 8 times, 1 sc.bl, 1 sc, 1 sc.bl, 1 sc, 1 sc.bl, 1 sc, 1 sc.bl, 1 sc, 1 sc.bl, 10 sc, 1 sc.bl, 1 sc, 1 sc.bl, 1 sc, 1 sc.bl, 8 sc, tc.

Row 83: (Red) 346 sc, fo.

Row 84: (Back of your crochetwork, White) 8 sc, “1 trc.bl, 1 sc, 1 trc.bl, 1 sc, 1 trc.bl, 10 sc, 1 trc.bl, 1 sc, 1 trc.bl, 1 sc, 1 trc.bl, 1 sc, 1 trc.bl, 1 sc, 1 trc.bl, 10 sc”, repeat what is between “” 8 times, 1 trc.bl, 1 sc, 1 trc.bl, 1 sc, 1 trc.bl, 10 sc, 1 trc.bl, 1 sc, 1 trc.bl, 1 sc, 1 trc.bl, 1 sc, 1 trc.bl, 1 sc, 1 trc.bl, 8 sc, fo.

Row 85: (Red) 8 sc, “1 sc.bl, 1 sc, 1 sc.bl, 1 sc, 1 sc.bl, 1 sc, 1 sc.bl, 1 sc, 1 sc.bl, 10 sc, 1 sc.bl, 1 sc, 1 sc.bl, 1 sc, 1 sc.bl, 10 sc”, repeat what is between “” 8 times, 1 sc.bl, 1 sc, 1 sc.bl, 1 sc, 1 sc.bl, 1 sc, 1 sc.bl, 1 sc, 1 sc.bl, 10 sc, 1 sc.bl, 1 sc, 1 sc.bl, 1 sc, 1 sc.bl, 8 sc, tc.

Row 86: (Red) 346 sc, fo.

Row 87: (Back of your crochetwork, White) 8 sc, “1 trc.bl, 1 sc, 1 trc.bl, 1 sc, 1 trc.bl, 10 sc, 1 trc.bl, 1 sc, 1 trc.bl, 1 sc, 1 trc.bl, 1 sc, 1 trc.bl, 1 sc, 1 trc.bl, 10 sc”, repeat what is between “” 8 times, 1 trc.bl, 1 sc, 1 trc.bl, 1 sc, 1 trc.bl, 10 sc, 1 trc.bl, 1 sc, 1 trc.bl, 1 sc, 1 trc.bl, 1 sc, 1 trc.bl, 1 sc, 1 trc.bl, 8 sc, fo.

Row 88: (Red) 8 sc, “1 sc.bl, 1 sc, 1 sc.bl, 1 sc, 1 sc.bl, 1 sc, 1 sc.bl, 1 sc, 1 sc.bl, 10 sc, 1 sc.bl, 1 sc, 1 sc.bl, 1 sc, 1 sc.bl, 10 sc”, repeat what is between “” 8 times, 1 sc.bl, 1 sc, 1 sc.bl, 1 sc, 1 sc.bl, 1 sc, 1 sc.bl, 1 sc, 1 sc.bl, 10 sc, 1 sc.bl, 1 sc, 1 sc.bl, 1 sc, 1 sc.bl, 8 sc, tc.

Row 89: (Red) 346 sc, fo.

Row 90: (Back of your crochetwork, White) 8 sc, “1 trc.bl, 1 sc, 1 trc.bl, 1 sc, 1 trc.bl, 10 sc, 1 trc.bl, 1 sc, 1 trc.bl, 1 sc, 1 trc.bl, 1 sc, 1 trc.bl, 1 sc, 1 trc.bl, 10 sc”, repeat what is between “” 8 times, 1 trc.bl, 1 sc, 1 trc.bl, 1 sc, 1 trc.bl, 10 sc, 1 trc.bl, 1 sc, 1 trc.bl, 1 sc, 1 trc.bl, 1 sc, 1 trc.bl, 1 sc, 1 trc.bl, 8 sc, fo.

Row 91: (Red) 8 sc, “1 sc.bl, 1 sc, 1 sc.bl, 1 sc, 1 sc.bl, 10 sc, 1 sc.bl, 1 sc, 1 sc.bl, 1 sc, 1 sc.bl, 10 sc”, repeat what is between “” 8 times, 1 sc.bl, 1 sc, 1 sc.bl, 1 sc, 1 sc.bl, 1 sc, 1 sc.bl, 1 sc, 1 sc.bl, 10 sc, 1 sc.bl, 1 sc, 1 sc.bl, 1 sc, 1 sc.bl, 8 sc, fo.

Row 92: (Back of your crochetwork, White) 2 sc, 6 sc.fl, “1 dc.bl, 1 sc.fl, 1 dc.bl, 1 sc.fl, 1 dc.bl, 10 sc.fl, 1 dc.bl, 1 sc.fl, 1 dc.bl, 1 sc.fl, 1 dc.bl, 1 sc.fl, 1 dc.bl, 10 sc.fl”, repeat what is between “” 8 times, 1 dc.bl, 1 sc.fl, 1 dc.bl, 1 sc.fl, 1 dc.bl, 10 sc.fl, 1 dc.bl, 1

sc.fl, 1 dc.bl, 1 sc.fl, 1 dc.bl, 1 sc.fl, 1 dc.bl, 1 sc.fl, 1 dc.bl, 6 sc.fl, 2 sc, fo.

Row 93: (Red) 2 sc, 6 dc.fl, “1 sc.bl, 1 dc.fl, 1 sc.bl, 1 dc.fl, 1 sc.bl, 1 dc.fl, 1 sc.bl, 1 dc.fl, 1 sc.bl, 10 dc.fl, 1 sc.bl, 1 dc.fl, 1 sc.bl, 1 dc.fl, 1 sc.bl, 10 dc.fl”, repeat what is between “” 8 times, 1 sc.bl, 1 dc.fl, 1 sc.bl, 1 dc.fl, 1 sc.bl, 1 dc.fl, 1 sc.bl, 1 dc.fl, 1 sc.bl, 10 dc.fl, 1 sc.bl, 1 dc.fl, 1 sc.bl, 1 dc.fl, 1 sc.bl, 6 dc.fl, 2 sc, fo.

Row 94: (Back of your crochetwork, White) 2 sc, 6 sc.fl, “1 dc.bl, 1 sc.fl, 1 dc.bl, 1 sc.fl, 1 dc.bl, 10 sc.fl, 1 dc.bl, 1 sc.fl, 1 dc.bl, 1 sc.fl, 1 dc.bl, 1 sc.fl, 1 dc.bl, 10 sc.fl”, repeat what is between “” 8 times, 1 dc.bl, 1 sc.fl, 1 dc.bl, 1 sc.fl, 1 dc.bl, 10 sc.fl, 1 dc.bl, 1 sc.fl, 1 dc.bl, 1 sc.fl, 1 dc.bl, 1 sc.fl, 1 dc.bl, 6 sc.fl, 2 sc, fo.

Row 95: (Red) 2 sc, 6 dc.fl, “1 sc.bl, 1 dc.fl, 1 sc.bl, 1 dc.fl, 1 sc.bl, 1 dc.fl, 1 sc.bl, 1 dc.fl, 1 sc.bl, 10 dc.fl, 1 sc.bl, 1 dc.fl, 1 sc.bl, 1 dc.fl, 1 sc.bl, 10 dc.fl”, repeat what is between “” 8 times, 1 sc.bl, 1 dc.fl, 1 sc.bl, 1 dc.fl, 1 sc.bl, 1 dc.fl, 1 sc.bl, 1 dc.fl, 1 sc.bl, 10 dc.fl, 1 sc.bl, 1 dc.fl, 1 sc.bl, 1 dc.fl, 1 sc.bl, 6 dc.fl, 2 sc, fo.

Row 96: (Back of your crochetwork, White) 2 sc, 6 sc.fl, “1 dc.bl, 1 sc.fl, 1 dc.bl, 1 sc.fl, 1 dc.bl, 10 sc.fl, 1 dc.bl, 1 sc.fl, 1 dc.bl, 1 sc.fl, 1 dc.bl, 1 sc.fl, 1 dc.bl, 10 sc.fl”, repeat what is between “” 8 times, 1 dc.bl, 1 sc.fl, 1 dc.bl, 1 sc.fl, 1 dc.bl, 10 sc.fl, 1 dc.bl, 1 sc.fl, 1 dc.bl, 1 sc.fl, 1 dc.bl, 1 sc.fl, 1 dc.bl, 6 sc.fl, 2 sc, fo.

Row 97: (Red) 2 sc, 6 dc.fl, “1 sc.bl, 1 dc.fl, 1 sc.bl, 1 dc.fl, 1 sc.bl, 1 dc.fl, 1 sc.bl, 1 dc.fl, 1 sc.bl, 10 dc.fl, 1 sc.bl, 1 dc.fl, 1 sc.bl, 1 dc.fl, 1 sc.bl, 10 dc.fl”, repeat what is between “” 8 times, 1 sc.bl, 1 dc.fl, 1 sc.bl, 1 dc.fl, 1 sc.bl, 1 dc.fl, 1 sc.bl, 1 dc.fl, 1 sc.bl, 10 dc.fl, 1 sc.bl, 1 dc.fl, 1 sc.bl, 1 dc.fl, 1 sc.bl, 6 dc.fl, 2 sc, fo.

Row 98: (Back of your crochetwork, White) 2 sc, 6 sc.fl, “1 dc.bl, 1 sc.fl, 1 dc.bl, 1 sc.fl, 1 dc.bl, 10 sc.fl, 1 dc.bl, 1 sc.fl, 1 dc.bl, 1 sc.fl, 1 dc.bl, 1 sc.fl, 1 dc.bl, 10 sc.fl”, repeat what is between “” 8 times, 1 dc.bl, 1 sc.fl, 1 dc.bl, 1 sc.fl, 1 dc.bl, 10 sc.fl, 1 dc.bl, 1 sc.fl, 1 dc.bl, 1 sc.fl, 1 dc.bl, 1 sc.fl, 1 dc.bl, 6 sc.fl, 2 sc, fo.

Row 99: (Red) 2 sc, 6 dc.fl, “1 sc.bl, 1 dc.fl, 1 sc.bl, 1 dc.fl, 1 sc.bl, 1 dc.fl, 1 sc.bl, 1 dc.fl, 1 sc.bl, 10 dc.fl, 1 sc.bl, 1 dc.fl, 1 sc.bl, 1 dc.fl, 1 sc.bl, 10 dc.fl”, repeat what is between “” 8 times, 1 sc.bl, 1 dc.fl, 1 sc.bl, 1 dc.fl, 1 sc.bl, 1 dc.fl, 1 sc.bl, 1 dc.fl, 1 sc.bl, 10 dc.fl, 1 sc.bl, 1 dc.fl, 1 sc.bl, 1 dc.fl, 1 sc.bl, 6 dc.fl, 2 sc, fo.

Row 100: (Back of your crochetwork, White) 2 sc, 6 sc.fl, “1 dc.bl, 1 sc.fl, 1 dc.bl, 1 sc.fl, 1 dc.bl, 10 sc.fl, 1 dc.bl, 1 sc.fl, 1 dc.bl, 1 sc.fl, 1 dc.bl, 1 sc.fl, 1 dc.bl, 10 sc.fl”, repeat what is between “” 8 times, 1 dc.bl, 1 sc.fl, 1 dc.bl, 1 sc.fl, 1 dc.bl, 10 sc.fl, 1 dc.bl, 1 sc.fl, 1 dc.bl, 1 sc.fl, 1 dc.bl, 1 sc.fl, 1 dc.bl, 6 sc.fl, 2 sc, fo.

Row 101: (Red) 2 sc, 6 dc.fl, “1 sc.bl, 1 dc.fl, 1 sc.bl, 1 dc.fl, 1 sc.bl, 1 dc.fl, 1 sc.bl, 1 dc.fl, 1 sc.bl, 1 dc.fl, 1 sc.bl, 1 dc.fl, 1 sc.bl, 1 dc.fl, 1 sc.bl, 1 dc.fl, 1 sc.bl, 6 dc.fl, 2 sc, fo.

sc.bl, 10 dc.fl, 1 sc.bl, 1 dc.fl, 1 sc.bl, 1 dc.fl, 1 sc.bl, 10 dc.fl”, repeat what is between “” 8 times, 1 sc.bl, 1 dc.fl, 1 sc.bl, 1 dc.fl, 1 sc.bl, 1 dc.fl, 1 sc.bl, 1 dc.fl, 1 sc.bl, 10 dc.fl, 1 sc.bl, 1 dc.fl, 1 sc.bl, 1 dc.fl, 1 sc.bl, 6 dc.fl, 2 sc, fo.

Row 102: (Back of your crochetwork, White) 8 sc, “1 dc.bl, 1 sc, 1 dc.bl, 1 sc, 1 dc.bl, 10 sc, 1 dc.bl, 1 sc, 1 dc.bl, 1 sc, 1 dc.bl, 1 sc, 1 dc.bl, 1 sc, 1 dc.bl, 10 sc”, repeat what is between “” 8 times, 1 dc.bl, 1 sc, 1 dc.bl, 1 sc, 1 dc.bl, 10 sc, 1 dc.bl, 1 sc, 1 dc.bl, 1 sc, 1 dc.bl, 1 sc, 1 dc.bl, 1 sc, 1 dc.bl, 8 sc, fo.

Row 103: (Red) 8 sc, “1 sc.bl, 1 sc, 1 sc.bl, 1 sc, 1 sc.bl, 1 sc, 1 sc.bl, 1 sc, 1 sc.bl, 10 sc, 1 sc.bl, 1 sc, 1 sc.bl, 1 sc, 1 sc.bl, 10 sc”, repeat what is between “” 8 times, 1 sc.bl, 1 sc, 1 sc.bl, 1 sc, 1 sc.bl, 1 sc, 1 sc.bl, 10 sc, 1 sc.bl, 1 sc, 1 sc.bl, 1 sc, 1 sc.bl, 8 sc, tc.

Row 104: (Red) 346 sc, fo.

Row 105: (Back of your crochetwork, White) 8 sc, “1 trc.bl, 1 sc, 1 trc.bl, 1 sc, 1 trc.bl, 10 sc, 1 trc.bl, 1 sc, 1 trc.bl, 1 sc, 1 trc.bl, 1 sc, 1 trc.bl, 1 sc, 1 trc.bl, 10 sc”, repeat what is between “” 8 times, 1 trc.bl, 1 sc, 1 trc.bl, 1 sc, 1 trc.bl, 10 sc, 1 trc.bl, 1 sc, 1 trc.bl, 1 sc, 1 trc.bl, 1 sc, 1 trc.bl, 1 sc, 1 trc.bl, 8 sc, fo.

Row 106: (Red) 8 sc, “1 sc.bl, 1 sc, 1 sc.bl, 1 sc, 1 sc.bl, 1 sc, 1 sc.bl, 1 sc, 1 sc.bl, 10 sc, 1 sc.bl, 1 sc, 1 sc.bl, 1 sc, 1 sc.bl, 10 sc”, repeat what is between “” 8 times, 1 sc.bl, 1 sc, 1 sc.bl, 1 sc, 1 sc.bl, 1 sc, 1 sc.bl, 10 sc, 1 sc.bl, 1 sc, 1 sc.bl, 1 sc, 1 sc.bl, 8 sc, tc.

Row 107: (Red) 346 sc, fo.

Row 108: (Back of your crochetwork, White) 8 sc, “1 trc.bl, 1 sc, 1 trc.bl, 1 sc, 1 trc.bl, 10 sc, 1 trc.bl, 1 sc, 1 trc.bl, 1 sc, 1 trc.bl, 1 sc, 1 trc.bl, 1 sc, 1 trc.bl, 10 sc”, repeat what is between “” 8 times, 1 trc.bl, 1 sc, 1 trc.bl, 1 sc, 1 trc.bl, 10 sc, 1 trc.bl, 1 sc, 1 trc.bl, 1 sc, 1 trc.bl, 1 sc, 1 trc.bl, 1 sc, 1 trc.bl, 8 sc, fo.

Row 109: (Red) 8 sc, “1 sc.bl, 1 sc, 1 sc.bl, 1 sc, 1 sc.bl, 1 sc, 1 sc.bl, 1 sc, 1 sc.bl, 10 sc, 1 sc.bl, 1 sc, 1 sc.bl, 1 sc, 1 sc.bl, 10 sc”, repeat what is between “” 8 times, 1 sc.bl, 1 sc, 1 sc.bl, 1 sc, 1 sc.bl, 1 sc, 1 sc.bl, 10 sc, 1 sc.bl, 1 sc, 1 sc.bl, 1 sc, 1 sc.bl, 8 sc, tc.

Row 110: (Back of your crochetwork, White) 2 sc, 6 sc.fl, “1 dc.bl, 1 sc.fl, 1 dc.bl, 1 sc.fl, 1 dc.bl, 10 sc.fl, 1 dc.bl, 1 sc.fl, 1 dc.bl, 1 sc.fl, 1 dc.bl, 1 sc.fl, 1 dc.bl, 10 sc.fl”, repeat what is between “” 8 times, 1 dc.bl, 1 sc.fl, 1 dc.bl, 1 sc.fl, 1 dc.bl, 10 sc.fl, 1 dc.bl, 1 sc.fl, 1 dc.bl, 1 sc.fl, 1 dc.bl, 1 sc.fl, 1 dc.bl, 6 sc.fl, 2 sc, fo.

Row 111: (Red) 2 sc, 6 dc.fl, “1 sc.bl, 1 dc.fl, 1 sc.bl, 1 dc.fl, 1 sc.bl, 1 dc.fl, 1 sc.bl, 1 dc.fl, 1 sc.bl, 10 dc.fl, 1 sc.bl, 1 dc.fl, 1 sc.bl, 1 dc.fl, 1 sc.bl, 10 dc.fl”, repeat what is between “” 8 times, 1 sc.bl, 1 dc.fl, 1 sc.bl, 1 dc.fl, 1 sc.bl, 1 dc.fl, 1 sc.bl, 1 dc.fl, 1 sc.bl, 10 dc.fl, 1 sc.bl, 1 dc.fl, 1 sc.bl, 1 dc.fl, 1 sc.bl, 6 dc.fl, 2 sc, fo.

Row 112: (Back of your crochetwork, White) 2 sc, 6 sc.fl, “1 dc.bl, 1 sc.fl, 1 dc.bl, 1 sc.fl, 1 dc.bl, 10 sc.fl, 1 dc.bl, 1 sc.fl, 1 dc.bl, 1 sc.fl, 1 dc.bl, 1 sc.fl, 1 dc.bl, 1 sc.fl, 1 dc.bl, 10 sc.fl”, repeat what is between “” 8 times, 1 dc.bl, 1 sc.fl, 1 dc.bl, 1 sc.fl, 1 dc.bl, 10 sc.fl, 1 dc.bl, 1 sc.fl, 1 dc.bl, 1 sc.fl, 1 dc.bl, 1 sc.fl, 1 dc.bl, 6 sc.fl, 2 sc, fo.

Row 113: (Red) 2 sc, 6 dc.fl, “1 sc.bl, 1 dc.fl, 1 sc.bl, 1 dc.fl, 1 sc.bl, 1 dc.fl, 1 sc.bl, 1 dc.fl, 1 sc.bl, 10 dc.fl”, repeat what is between “” 8 times, 1 sc.bl, 1 dc.fl, 1 sc.bl, 1 dc.fl, 1 sc.bl, 1 dc.fl, 1 sc.bl, 1 dc.fl, 1 sc.bl, 10 dc.fl, 1 sc.bl, 1 dc.fl, 1 sc.bl, 6 dc.fl, 2 sc, fo.

Row 114: (Back of your crochetwork, White) 2 sc, 6 sc.fl, “1 dc.bl, 1 sc.fl, 1 dc.bl, 1 sc.fl, 1 dc.bl, 10 sc.fl, 1 dc.bl, 1 sc.fl, 1 dc.bl, 1 sc.fl, 1 dc.bl, 1 sc.fl, 1 dc.bl, 1 sc.fl, 1 dc.bl, 10 sc.fl”, repeat what is between “” 8 times, 1 dc.bl, 1 sc.fl, 1 dc.bl, 1 sc.fl, 1 dc.bl, 10 sc.fl, 1 dc.bl, 1 sc.fl, 1 dc.bl, 1 sc.fl, 1 dc.bl, 1 sc.fl, 1 dc.bl, 6 sc.fl, 2 sc, fo.

Row 115: (Red) 2 sc, 6 dc.fl, “1 sc.bl, 1 dc.fl, 1 sc.bl, 1 dc.fl, 1 sc.bl, 1 dc.fl, 1 sc.bl, 1 dc.fl, 1 sc.bl, 10 dc.fl”, repeat what is between “” 8 times, 1 sc.bl, 1 dc.fl, 1 sc.bl, 1 dc.fl, 1 sc.bl, 1 dc.fl, 1 sc.bl, 1 dc.fl, 1 sc.bl, 10 dc.fl, 1 sc.bl, 1 dc.fl, 1 sc.bl, 6 dc.fl, 2 sc, fo.

Row 116: (Back of your crochetwork, White) 2 sc, 6 sc.fl, “1 dc.bl, 1 sc.fl, 1 dc.bl, 1 sc.fl, 1 dc.bl, 10 sc.fl, 1 dc.bl, 1 sc.fl, 1 dc.bl, 1 sc.fl, 1 dc.bl, 1 sc.fl, 1 dc.bl, 1 sc.fl, 1 dc.bl, 10 sc.fl”, repeat what is between “” 8 times, 1 dc.bl, 1 sc.fl, 1 dc.bl, 1 sc.fl, 1 dc.bl, 10 sc.fl, 1 dc.bl, 1 sc.fl, 1 dc.bl, 1 sc.fl, 1 dc.bl, 1 sc.fl, 1 dc.bl, 6 sc.fl, 2 sc, fo.

Row 117: (Red) 2 sc, 6 dc.fl, “1 sc.bl, 1 dc.fl, 1 sc.bl, 1 dc.fl, 1 sc.bl, 1 dc.fl, 1 sc.bl, 1 dc.fl, 1 sc.bl, 10 dc.fl”, repeat what is between “” 8 times, 1 sc.bl, 1 dc.fl, 1 sc.bl, 1 dc.fl, 1 sc.bl, 1 dc.fl, 1 sc.bl, 1 dc.fl, 1 sc.bl, 10 dc.fl, 1 sc.bl, 1 dc.fl, 1 sc.bl, 6 dc.fl, 2 sc, fo.

Row 118: (Back of your crochetwork, White) 2 sc, 6 sc.fl, “1 dc.bl, 1 sc.fl, 1 dc.bl, 1 sc.fl, 1 dc.bl, 10 sc.fl, 1 dc.bl, 1 sc.fl, 1 dc.bl, 1 sc.fl, 1 dc.bl, 1 sc.fl, 1 dc.bl, 1 sc.fl, 1 dc.bl, 10 sc.fl”, repeat what is between “” 8 times, 1 dc.bl, 1 sc.fl, 1 dc.bl, 1 sc.fl, 1 dc.bl, 10 sc.fl, 1 dc.bl, 1 sc.fl, 1 dc.bl, 1 sc.fl, 1 dc.bl, 1 sc.fl, 1 dc.bl, 6 sc.fl, 2 sc, fo.

Row 119: (Red) 2 sc, 6 dc.fl, “1 sc.bl, 1 dc.fl, 1 sc.bl, 1 dc.fl, 1 sc.bl, 1 dc.fl, 1 sc.bl, 1 dc.fl, 1 sc.bl, 10 dc.fl”, repeat what is between “” 8 times, 1 sc.bl, 1 dc.fl, 1 sc.bl, 1 dc.fl, 1 sc.bl, 1 dc.fl, 1 sc.bl, 1 dc.fl, 1 sc.bl, 10 dc.fl, 1 sc.bl, 1 dc.fl, 1 sc.bl, 6 dc.fl, 2 sc, fo.

Row 120: (Back of your crochetwork, White) 8 sc, “1 trc.bl, 1 sc, 1 trc.bl, 1 sc, 1 trc.bl, 10 sc, 1 trc.bl, 1 sc, 1 trc.bl, 1 sc, 1 trc.bl, 1 sc, 1 trc.bl, 1 sc, 1 trc.bl, 10 sc”, repeat what is between

"" 8 times, 1 trc.bl, 1 sc, 1 trc.bl, 1 sc, 1 trc.bl, 10 sc, 1 trc.bl, 1 sc, 1 trc.bl, 1 sc, 1 trc.bl, 1 sc, 1 trc.bl, 1 sc, 1 trc.bl, 8 sc, fo.

Row 121: (Red) 8 sc, "1 sc.bl, 1 sc, 1 sc.bl, 1 sc, 1 sc.bl, 1 sc, 1 sc.bl, 1 sc, 1 sc.bl, 10 sc, 1 sc.bl, 1 sc, 1 sc.bl, 1 sc, 1 sc.bl, 10 sc", repeat what is between "" 8 times, 1 sc.bl, 1 sc, 1 sc.bl, 1 sc, 1 sc.bl, 1 sc, 1 sc.bl, 10 sc, 1 sc.bl, 1 sc, 1 sc.bl, 1 sc, 1 sc.bl, 8 sc, tc.

Row 122: (Red) 346 sc, fo.

Row 123: (Back of your crochetwork, White) 8 sc, "1 trc.bl, 1 sc, 1 trc.bl, 1 sc, 1 trc.bl, 10 sc, 1 trc.bl, 1 sc, 1 trc.bl, 1 sc, 1 trc.bl, 1 sc, 1 trc.bl, 1 sc, 1 trc.bl, 10 sc", repeat what is between "" 8 times, 1 trc.bl, 1 sc, 1 trc.bl, 1 sc, 1 trc.bl, 10 sc, 1 trc.bl, 1 sc, 1 trc.bl, 1 sc, 1 trc.bl, 1 sc, 1 trc.bl, 1 sc, 1 trc.bl, 8 sc, fo.

Row 124: (Red) 8 sc, "1 sc.bl, 1 sc, 1 sc.bl, 1 sc, 1 sc.bl, 1 sc, 1 sc.bl, 1 sc, 1 sc.bl, 10 sc, 1 sc.bl, 1 sc, 1 sc.bl, 1 sc, 1 sc.bl, 10 sc", repeat what is between "" 8 times, 1 sc.bl, 1 sc, 1 sc.bl, 1 sc, 1 sc.bl, 1 sc, 1 sc.bl, 10 sc, 1 sc.bl, 1 sc, 1 sc.bl, 8 sc, tc.

Row 125: (Red) 346 sc, fo.

Row 126: (Back of your crochetwork, White) 8 sc, "1 trc.bl, 1 sc, 1 trc.bl, 1 sc, 1 trc.bl, 10 sc, 1 trc.bl, 1 sc, 1 trc.bl, 1 sc, 1 trc.bl, 1 sc, 1 trc.bl, 1 sc, 1 trc.bl, 10 sc", repeat what is between "" 8 times, 1 trc.bl, 1 sc, 1 trc.bl, 1 sc, 1 trc.bl, 10 sc, 1 trc.bl, 1 sc, 1 trc.bl, 1 sc, 1 trc.bl, 1 sc, 1 trc.bl, 1 sc, 1 trc.bl, 8 sc, fo.

Row 127: (Red) 8 sc, "1 sc.bl, 1 sc, 1 sc.bl, 1 sc, 1 sc.bl, 1 sc, 1 sc.bl, 1 sc, 1 sc.bl, 10 sc, 1 sc.bl, 1 sc, 1 sc.bl, 1 sc, 1 sc.bl, 10 sc", repeat what is between "" 8 times, 1 sc.bl, 1 sc, 1 sc.bl, 1 sc, 1 sc.bl, 1 sc, 1 sc.bl, 10 sc, 1 sc.bl, 1 sc, 1 sc.bl, 8 sc, tc.

Row 128: (Red) 346 sc, fo.

Row 129: (Back of your crochetwork, White) 8 sc, "1 trc.bl, 1 sc, 1 trc.bl, 1 sc, 1 trc.bl, 10 sc, 1 trc.bl, 1 sc, 1 trc.bl, 1 sc, 1 trc.bl, 1 sc, 1 trc.bl, 1 sc, 1 trc.bl, 10 sc", repeat what is between "" 8 times, 1 trc.bl, 1 sc, 1 trc.bl, 1 sc, 1 trc.bl, 10 sc, 1 trc.bl, 1 sc, 1 trc.bl, 1 sc, 1 trc.bl, 1 sc, 1 trc.bl, 1 sc, 1 trc.bl, 8 sc, fo.

Row130 (Red) 8 sc, "1 sc.bl, 1 sc, 1 sc.bl, 1 sc, 1 sc.bl, 1 sc, 1 sc.bl, 1 sc, 1 sc.bl, 10 sc, 1 sc.bl, 1 sc, 1 sc.bl, 1 sc, 1 sc.bl, 10 sc", repeat what is between "" 8 times, 1 sc.bl, 1 sc, 1 sc.bl, 1 sc, 1 sc.bl, 1 sc, 1 sc.bl, 10 sc, 1 sc.bl, 1 sc, 1 sc.bl, 8 sc, tc.

Row 131: (Red) 346 sc, fo.

Row 132: (Back of your crochetwork, White) 8 sc, "1 trc.bl, 1 sc, 1 trc.bl, 1 sc, 1 trc.bl, 10 sc, 1 trc.bl, 1 sc, 1 trc.bl, 1 sc, 1 trc.bl, 1 sc, 1 trc.bl, 1 sc, 1 trc.bl, 10 sc", repeat what is between "" 8 times, 1 trc.bl, 1 sc, 1 trc.bl, 1 sc, 1 trc.bl, 10 sc, 1 trc.bl, 1 sc, 1 trc.bl, 1 sc, 1 trc.bl, 1 sc, 1 trc.bl, 1 sc, 1 trc.bl, 8 sc, fo.

row 133: (Red) 8 sc, “1 sc.bl, 1 sc, 1 sc.bl, 1 sc, 1 sc.bl, 1 sc, 1 sc.bl, 1sc, 1 sc.bl, 10 sc, 1 sc.bl, 1 sc, 1 sc.bl, 1 sc, 1 sc.bl, 10 sc”, repeat what is between “” 8 times, 1 sc.bl, 1 sc, 1 sc.bl, 1 sc, 1 sc.bl, 1 sc, 1 sc.bl, 1 sc, 1 sc.bl, 10 sc, 1 sc.bl, 1 sc, 1 sc.bl, 1 sc, 1 sc.bl, 8 sc, tc.

Row 134: (Back of your crochetwork, White) 2 sc, 6 sc.fl, “1 dc.bl, 1 sc.fl, 1 dc.bl, 1 sc.fl, 1 dc.bl, 10 sc.fl, 1 dc.bl, 1 sc.fl, 1 dc.bl, 1 sc.fl, 1 dc.bl, 1 sc.fl, 1 dc.bl, 1 sc.fl, 1 dc.bl, 10 sc.fl”, repeat what is between “” 8 times, 1 dc.bl, 1 sc.fl, 1 dc.bl, 1 sc.fl, 1 dc.bl, 10 sc.fl, 1 dc.bl, 1 sc.fl, 1 dc.bl, 1 sc.fl, 1 dc.bl, 1 sc.fl, 1 dc.bl, 6 sc.fl, 2 sc, fo.

Row 135: (Red) 2 sc, 6 dc.fl, “1 sc.bl, 1 dc.fl, 1 sc.bl, 1 dc.fl, 1 sc.bl, 1 dc.fl, 1 sc.bl, 1 dc.fl, 1 sc.bl, 10 dc.fl, 1 sc.bl, 1 dc.fl, 1 sc.bl, 1 dc.fl, 1 sc.bl, 10 dc.fl”, repeat what is between “” 8 times, 1 sc.bl, 1 dc.fl, 1 sc.bl, 1 dc.fl, 1 sc.bl, 1 dc.fl, 1 sc.bl, 1 dc.fl, 1 sc.bl, 10 dc.fl, 1 sc.bl, 1 dc.fl, 1 sc.bl, 1 dc.fl, 1 sc.bl, 6 dc.fl, 2 sc, fo.

Row 136: (Back of your crochetwork, White) 2 sc, 6 sc.fl, “1 dc.bl, 1 sc.fl, 1 dc.bl, 1 sc.fl, 1 dc.bl, 10 sc.fl, 1 dc.bl, 1 sc.fl, 1 dc.bl, 1 sc.fl, 1 dc.bl, 1 sc.fl, 1 dc.bl, 10 sc.fl”, repeat what is between “” 8 times, 1 dc.bl, 1 sc.fl, 1 dc.bl, 1 sc.fl, 1 dc.bl, 10 sc.fl, 1 dc.bl, 1 sc.fl, 1 dc.bl, 1 sc.fl, 1 dc.bl, 1 sc.fl, 1 dc.bl, 6 sc.fl, 2 sc, fo.

Row 137: (Red) 2 sc, 6 dc.fl, “1 sc.bl, 1 dc.fl, 1 sc.bl, 1 dc.fl, 1 sc.bl, 1 dc.fl, 1 sc.bl, 1 dc.fl, 1 sc.bl, 10 dc.fl, 1 sc.bl, 1 dc.fl, 1 sc.bl, 1 dc.fl, 1 sc.bl, 10 dc.fl”, repeat what is between “” 8 times, 1 sc.bl, 1 dc.fl, 1 sc.bl, 1 dc.fl, 1 sc.bl, 1 dc.fl, 1 sc.bl, 1 dc.fl, 1 sc.bl, 10 dc.fl, 1 sc.bl, 1 dc.fl, 1 sc.bl, 1 dc.fl, 1 sc.bl, 6 dc.fl, 2 sc, fo.



(picture of row 74 to row 137)

Row 138: (White) (Attention!!! We are now crocheting the white rows with the right side of the blanket facing you) 8 sc, “1 dc.fl, 1 sc, 1 dc.fl, 1 sc, 1 dc.fl, 1 sc, 1 dc.fl, 1 sc, 1 dc.fl, 10 sc, 1 dc.fl, 1 sc, 1 dc.fl, 1 sc, 1 dc.fl, 10 sc”, repeat what is between “” 8 times, 1 dc.fl, 1 sc, 1 dc.fl, 1 sc, 1 dc.fl, 1 sc, 1 dc.fl, 1 sc, 1 dc.fl, 10 sc, 1 dc.fl, 1 sc, 1 dc.fl, 1 sc, 1 dc.fl, 8 sc, tc.

Row 139: 346 sc, tc.

Row 140: 346 sc, tc.

Row 141: 346 sc, fo.

Row 142: (Green) 2 sc, 2 sc.bl, “2 sc, 4 sc.bl”, repeat what is between “” 55 time, 2 sc, 2 sc.bl, 2 sc, fo.

Row 143: (White) 2 sc, 1 dc.fl, “3 sc.bl, 3 dc.fl”, repeat what is between “” 55 time, 3 sc.bl,

1 sdc.fl, 1 sc.bl, 2 sc, fo.

Row 144: (Green) 3 sc, 2 dc.fl, “3 sc.bl, 1 sc, 2 dc.fl”, repeat what is between “” 55 time, 3 sc.bl, 2 sc, fo.

Row 145: (White) 2 sc, 3 sc.bl, “2 dc.fl, 4 sc.bl”, repeat what is between “” 55 time, 2 dc.fl, 1 sc.bl, 2 sc, fo.

Row 146: (Green) 2 sc, 2 dc.fl, “3 sc, 3 dc.fl”, repeat what is between “” 55 time, 3 sc, 1 dc.fl, 2 sc, fo.

Row 147: (White) 2 sc, 342 sc.bl, 2 sc, fo.

Row 148: (Green) 2 sc, 2 sc.bl, “3 dc.fl, 3 sc.bl”, repeat what is between “” 55 time, 3 dc.fl, 1 sc.bl, 2 sc, fo.

Row 149: (White) 2 sc, “2 dc.fl, 1 sc, 3 sc.bl”, repeat what is between “” 56 time, 2 sc, fo.

Row 150: (Green) 2 sc, “4 sc.bl, 2 dc.fl”, repeat what is between “” 56 time, 2 sc, fo.

Row 151: (White) 2 sc, 4 dc.fl, 1 sc, “3 sc.bl, 2 dc.fl, 1 sc”, repeat what is between “” 55 time, 1 sc.bl, 2 sc, tc.

Row 152: 346 sc, tc.

Row 153: 346 sc, tc.

Row 154: 346 sc, fo.

Row 155: (Pink) 2 sc, 5 sc.bl, “3 sc, 9 sc.bl”, repeat what is between “” 27 times, 3 sc, fo.

Row 156: (White) 2 sc, 5 dc.fl, “3 sc.bl, 9 dc.fl”, repeat what is between “” 27 times, 1 sc.bl, 2 sc, fo.

Row 157: (Pink) 2 sc, 3 sc.bl, “2 sc, 3 dc.fl, 2 sc, 5 sc.bl”, repeat what is between “” 27 times, 2 sc, 1 dc.fl, 2 sc, fo.

Row 158: (White) 2 sc, 3 dc.fl, “7 sc.bl, 5 dc.fl”, repeat what is between “” 27 times, 3 sc.bl, 2 sc, fo.

Row 159: (Pink) 2 sc, 1 sc.bl, “2 sc, 2 dc.fl, 3 sc.bl, 2 dc.fl, 2 sc, 1 sc.bl”, repeat what is between “” 27 times, 2 sc, 2 dc.fl, 1 sc.bl, 2 sc, fo.

Row 160: (White) 2 sc, 1 dc.fl, “4 sc.bl, 1 dc.fl, 1 sc.bl, 1 dc.fl, 4 sc.bl, 1 dc.fl”, repeat what is between “” 27 times, 4 sc.bl, 1 dc.fl, 2 sc, fo.

Row 161: (Pink) 2 sc, 1 sc.bl, “4 dc.fl, 1 sc.bl, 1 dc.fl, 1 sc.bl, 4 dc.fl, 1 sc.bl”, repeat what is between “” 27 times, 4 dc.fl, 1 sc.bl, 2 sc, fo.

Row 162: (White) 2 sc, 1 dc.fl, “2 sc, 2 sc.bl, 1 dc.fl, 1 sc, 1 dc.fl, 2 sc.bl, 2 sc, 1 dc.fl”, repeat what is between “” 27 times, 2 sc, 2 sc.bl, 1 dc.fl, 2 sc, fo.

Row 163: (Pink) 2 sc, 3 sc.bl, “2 dc.fl, 3 sc, 2 dc.fl, 5 sc.bl”, repeat what is between “” 27 times, 2 dc.fl, 3 sc, fo.

Row 164: (White) 2 sc, 3 dc.fl, “2 sc, 3 sc.bl, 2 sc, 5 dc.fl”, repeat what is between “” 27 times, 2 sc, 1 sc.bl, 2 sc, fo.

Row 165: (Pink) 2 sc, 5 sc.bl, “3 dc.fl, 9 sc.bl”, repeat what is between “” 27 times, 1 dc.fl, 2 sc, fo.

Row 166: (White) 2 sc, 5 dc.fl, “3 sc, 9 dc.fl”, repeat what is between “” 27 times, 3 sc, tc.

Row 167: 346 sc, tc.

Row 168: 346 sc, tc.

Row 169: 346 sc, fo.

Row 170: (Green) 2 sc, 2 sc.bl, “2 sc, 4 sc.bl”, repeat what is between “” 55 time, 2 sc, 2 sc.bl, 2 sc, fo.

Row 171: (White) 2 sc, 1 dc.fl, “3 sc.bl, 3 dc.fl”, repeat what is between “” 55 time, 3 sc.bl, 1 sc.bl, 1 sc.bl, 2 sc, fo.

Row 172: (Green) 3 sc, 2 dc.fl, “3 sc.bl, 1 sc, 2 dc.fl”, repeat what is between “” 55 time, 3 sc.bl, 2 sc, fo.

Row 173: (White) 2 sc, 3 sc.bl, “2 dc.fl, 4 sc.bl”, repeat what is between “” 55 time, 2 dc.fl, 1 sc.bl, 2 sc, fo.

Row 174: (Green) 2 sc, 2 dc.fl, “3 sc, 3 dc.fl”, repeat what is between “” 55 time, 3 sc, 1 dc.fl, 2 sc, fo.

Row 175: (White) 2 sc, 342 sc.bl, 2 sc, fo.

Row 176: (Green) 2 sc, 2 sc.bl, “3 dc.fl, 3 sc.bl”, repeat what is between “” 55 time, 3 dc.fl, 1 sc.bl, 2 sc, fo.

Row 177: (White) 2 sc, “2 dc.fl, 1 sc, 3 sc.bl”, repeat what is between “” 56 time, 2 sc, fo.

Row 178: (Green) 2 sc, “4 sc.bl, 2 dc.fl”, repeat what is between “” 56 time, 2 sc, fo.

Row 179: (White) 2 sc, 4 dc.fl, 1 sc, “3 sc.bl, 2 dc.fl, 1 sc”, repeat what is between “” 55 time, 1 sc.bl, 2 sc, tc.

Row 180: 346 sc, tc.

Row 181: 346 sc, tc.

Row 182: 346 sc, fo.

Row 183: (Purple) 2 sc, 5 sc.bl, “3 sc, 9 sc.bl”, repeat what is between “” 27 times, 3 sc, fo.

Row 184: (White) 2 sc, 5 dc.fl, “3 sc.bl, 9 dc.fl”, repeat what is between “” 27 times, 1 sc.bl, 2 sc, fo.

Row 185: (Purple) 2 sc, 3 sc.bl, “2 sc, 3 dc.fl, 2 sc, 5 sc.bl”, repeat what is between “” 27 times, 2 sc, 1 dc.fl, 2 sc, fo.

Row 186: (White) 2 sc, 3 dc.fl, “7 sc.bl, 5 dc.fl”, repeat what is between “” 27 times, 3 sc.bl, 2 sc, fo.

Row 187: (Purple) 2 sc, 1 sc.bl, “2 sc, 2 dc.fl, 3 sc.bl, 2 dc.fl, 2 sc, 1 sc.bl”, repeat what is between “” 27 times, 2 sc, 2 dc.fl, 1 sc.bl, 2 sc, fo.

Row 188: (White) 2 sc, 1 dc.fl, “4 sc.bl, 1 dc.fl, 1 sc.bl, 1 dc.fl, 4 sc.bl, 1 dc.fl”, repeat what is between “” 27 times, 4 sc.bl, 1 dc.fl, 2 sc, fo.

Row 189: (Purple) 2 sc, 1 sc.bl, “4 dc.fl, 1 sc.bl, 1 dc.fl, 1 sc.bl, 4 dc.fl, 1 sc.bl”, repeat what is between “” 27 times, 4 dc.fl, 1 sc.bl, 2 sc, fo.

Row 190: (White) 2 sc, 1 dc.fl, “2 sc, 2 sc.bl, 1 dc.fl, 1 sc, 1 dc.fl, 2 sc.bl, 2 sc, 1 dc.fl”, repeat what is between “” 27 times, 2 sc, 2 sc.bl, 1 dc.fl, 2 sc, fo.

Toer 191: (Purple) 2 sc, 3 sc.bl, “2 dc.fl, 3 sc, 2 dc.fl, 5 sc.bl”, repeat what is between “” 27 times, 2 dc.fl, 3 sc, fo.

Row 192: (White) 2 sc, 3 dc.fl, “2 sc, 3 sc.bl, 2 sc, 5 dc.fl”, repeat what is between “” 27

times, 2 sc, 1 sc.bl, 2 sc, fo.

Row 193: (Purple) 2 sc, 5 sc.bl, “3 dc.fl, 9 sc.bl”, repeat what is between “” 27 times, 1 dc.fl, 2 sc, fo.

Row 194: (White) 2 sc, 5 dc.fl, “3 sc, 9 dc.fl”, repeat what is between “” 27 times, 3 sc, tc.

Row 195: 346 sc, tc.

Row 196: 346 sc, tc.

Row 197: 346 sc, fo.

Row 198: (Green) 2 sc, 2 sc.bl, “2 sc, 4 sc.bl”, repeat what is between “” 55 time, 2 sc, 2 sc.bl, 2 sc, fo.

Row 199: (White) 2 sc, 1 dc.fl, “3 sc.bl, 3 dc.fl”, repeat what is between “” 55 time, 3 sc.bl, 1 sc.bl, 1 sc.bl, 2 sc, fo.

Row 200: (Green) 3 sc, 2 dc.fl, “3 sc.bl, 1 sc, 2 dc.fl”, repeat what is between “” 55 time, 3 sc.bl, 2 sc, fo.

Row 201: (White) 2 sc, 3 sc.bl, “2 dc.fl, 4 sc.bl”, repeat what is between “” 55 time, 2 dc.fl, 1 sc.bl, 2 sc, fo.

Row 202: (Green) 2 sc, 2 dc.fl, “3 sc, 3 dc.fl”, repeat what is between “” 55 time, 3 sc, 1 dc.fl, 2 sc, fo.

Row 203: (White) 2 sc, 342 sc.bl, 2 sc, fo.

Row 204: (Green) 2 sc, 2 sc.bl, “3 dc.fl, 3 sc.bl”, repeat what is between “” 55 time, 3 dc.fl, 1 sc.bl, 2 sc, fo.

Row 205: (White) 2 sc, “2 dc.fl, 1 sc, 3 sc.bl”, repeat what is between “” 56 time, 2 sc, fo.

Row 206: (Green) 2 sc, “4 sc.bl, 2 dc.fl”, repeat what is between “” 56 time, 2 sc, fo.

Row 207: (White) 2 sc, 4 dc.fl, 1 sc, “3 sc.bl, 2 dc.fl, 1 sc”, repeat what is between “” 55 time, 1 sc.bl, 2 sc, tc.

Row 208: 346 sc, tc.

Row 209: 346 sc, fo.

Weave in the loose ends on the side, by weaving the threads back once and then cutting them off.

Envelope border

Row 1: (Start along the width of the blanket) 196 sl-st, 342 sl-st (length), 196 sl-st (width), 342 sl-st (length), end the row with a slip stitch in the first stitch.

Row 2: (the back of the work is facing you, we're going to crochet in the loops, see picture 4).



(picture 4)



(picture 5)

2 sc in 1 loop (see picture 5), 340 sc, 2 single crochet in 1 loop (= 344 single crochet in the length of the blanket), 1st corner, place a stitch marker (see picture 6), 2 sc in 1 loop, 194 sc, 2 sc in 1 loop (= 198 sc in the width of the blanket), 2nd corner, place a stitch marker, 2 sc in 1 loop, 340 sc, 2 single crochet in 1 loop (= 344 single crochet in the length of the blanket), 3rd corner, place a stitch marker, 2 sc in 1 loop, 194 sc, 2 sc in 1 loop (= 198 sc in the width of the blanket), place a stitch marker (4th corner) end the row with a slip stitch in the first stitch of this row (**Attention!! Do not cut the wire**). (For clarification: place the stitch markers in the corner between the 4 single crochets; that is, crochet 2 single crochets in 1 loop, place a stitch marker, go around the corner, and crochet another 2 single crochets in 1 loop, see picture 6).



(picture 6)

Row 3: ch 1 ,(For the first single crochet, insert the hook directly into the stitch where you finished the previous row with a slip stitch, you do this in every row) 344 sc, 1 sc-ch 1-1 sc in 1 stitch (the first corner where you placed the stitch marker = 1st corner), 198 sc, 1 sc-ch 1-1 sc in 1 stitch (the second corner where you placed the stitch marker = 2nd corner), 344 sc, 1 sc-ch 1-1 sc in 1 stitch (the third corner where you placed the stitch marker = 3rd corner), 198 sc, 1 sc-ch 1-1 sc in 1 stitch (the fourth corner where you placed the stitch marker = 4th corner) end this row with a sl-st in the first stitch, (**Attention!! Do not cut the wire**).


Row 4: ch 1, 346 sc, 1 sc-ch 1-1 sc in 1 stitch (in the 1st corner), 100 sc, 1 sc-ch 1-1 sc in 1 stitch (in the 2nd corner), 346 sc, 1 sc-ch 1-1 sc in 1 stitch (in the 3rd corner), 100 sc, 1 sc-ch 1-1 sc in 1 stitch (in the 4th corner) end this row with a sl-st in the first stitch, (**Attention!! Do not cut the wire**).

Row 5: ch 1, 347 sc, 1 sc-ch 1-1 sc in 1 stitch (in the 1st corner), 102 sc, 1 sc-ch 1-1 sc in 1 stitch (in the 2nd corner), 348 sc, 1 sc-ch 1-1 sc in 1 stitch (in the 3rd corner), 102 sc, 1 sc-ch 1-1 sc in 1 stitch (in the 4th corner), 1 sc, end this row with a sl-st in the first stitch. (weave in some loose ends)

Row 6: (turn the blanket with the right side of the blanket facing you, we start in the width of the blanket, see picture 7)



(picture 7)



(picture 8)

2 sc in 1 loop (see picture 8), 194 sc, 2 sc in 1 loop (= 198 sc in the width of the blanket) 1st corner, place a stitch marker, 2 sc in 1 loop, 340 sc, 2 sc in 1 loop (= 344 single crochet in the length of the blanket) 2nd corner place a stitch marker, 2 sc in 1 loop, 194 sc, 2 sc in 1 loop (= 198 sc in the width of the blanket), 3rd corner place a stitch marker, 2 sc in 1 loop, 340 sc, 2 sc in 1 loop (= 344 single crochet in the length of the blanket) 4th corner place a stitch marker and end this row with a sl-st in the first stitch of this row, **(Attention!! Do not cut the wire).** (For clarification: place the stitch markers in the corner between the 4 single crochets; that is, crochet 2 single crochets in 1 loop, place a stitch marker, go around the corner, and crochet another 2 single crochets in 1 loop, see picture 9).



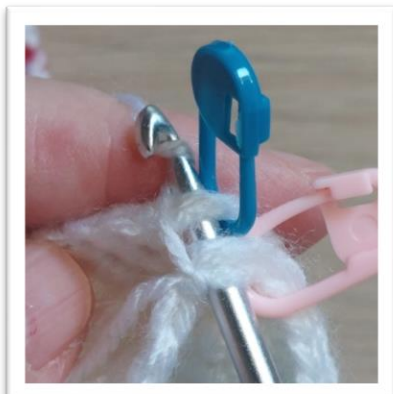
(picture 9)

Row 7: ch 1, (For the first single crochet, insert the hook directly into the stitch where you finished the previous row with a slip stitch, you do this in every row), 198 sc, 1 sc-ch 1-1 sc in 1 stitch (where the stitch marker is placed = 1st corner), 344 sc, 1 sc-ch 1-1 sc in 1 stitch (where the stitch marker is placed = 2nd corner), 198 sc, 1 sc-ch 1-1 sc in 1 stitch (where the stitch marker is placed = 3rd corner), 344 sc, 1 sc-ch 1-1 sc in 1 stitch (where the stitch marker is placed = 4th corner), end this row with a sl-st in the first stitch, **(Attention!! Do not cut the wire).**


Row 8: ch 1, 100 sc, 1 sc-ch 1-1 sc in 1 stitch (in the 1st corner), 346 sc, 1 sc-ch 1-1 sc in 1 stitch (in the 2nd corner), 100 sc, 1 sc-ch 1-1 sc in 1 stitch (in the 3rd corner), 346 sc, 1 sc-ch 1-1 sc in 1 stitch (in the 4th corner), end this row with a sl-st in the first stitch, **(Attention!! Do not cut the wire).**

Row 9: ch 1, 101 sc, 1 sc-ch 1-1 sc in 1 stitch (in the 1st corner), 348 sc, 1 sc-ch 1-1 sc in 1 stitch (in the 2nd corner), 102 sc, 1 sc-ch 1-1 sc in 1 stitch (in the 3rd corner), 348 sc, 1 sc-ch 1-1 sc in 1 stitch (in the 4th corner), 1 sc, end this row with a sl-st in the first stitch. (weave in the loose ends).

Row 10: We are going to crochet both edges together. We start in the corner with a sc, I have started crocheting along the length of the blanket **(see picture 10 and 11)**



(picture 10, Start in the corner and insert your needle through both layers of the edge)



(picture 11)

- 1) needle through both layers of the edge
- 2) yo and pull the thread trough
- 3) 2 loops on your hook
- 4) yo and crochet the 2 remaining loops
- 5) you have crocheted a sc

1 sc in the corner, 350 sc, 1 sc-ch 1-1 sc in the corner, 104 sc, 1 sc-ch 1-1 sc in the corner, 350 sc, 1 sc-ch 1-1 sc in the corner, 104 sc, 1 sc-ch 1 and end this row with a sl-st in the first stitch.

Weave in the loose ends your blanket is finished



Enjoy Grandmother's Blanket



[akhaakwerkjes](#)



[Akhaakwerkjes-free crochet patterns](#)



[Ko-fi](#)

Website: <http://www.akhaakwerkjes.jouwweb.nl/>