

# AK haakwerkjes

## Cuddly Shawl-Wrap



[akhaakwerkjes](https://www.instagram.com/akhaakwerkjes)



[Akhaakwerkjes-free crochet patterns](https://www.youtube.com/channel/UCkhaakwerkjes)



[Ko-fi](https://ko-fi.com/akhaakwerkjes)

**Website:** <http://www.akhaakwerkjes.jouwweb.nl/>

It is forbidden to share, translate, copy or publish this pattern!

## Materials:

- Yarn: 16 balls DROPS Air uni colour
- Crochet hooks: K10,5(7 mm)
- Needle
- Scissors
- Stitch markers

## Abbreviations U.S. terms

ch:	chain
dc:	double crochet
b:	bobble stitch
cl:	cluster
sc:	single crochet
sl-st:	slip stitch
tc:	turning chain
fp:	front post
bp:	back post
hdc:	half double crochet
yo:	yarn over
ch-sp:	chain space
fo:	fasten off




How to crochet this Cuddly Shawl-Wrap you can also find a tutorial on my YouTube channel: AKhaakwerkjes-free crochet patterns. Click on videos and you can find the Cuddly Shawl-Wrap between the videos, if you like to follow images of how to crochet this shawl-wrap.

And if you like my crochet designs and would like to express your appreciation, you can do so by donating a cup of coffee on ko-fi or use the QR code on my website. I would really appreciate that. The link can be found in the menu of my website and follow me on YouTube and Social media. Thank you so much and have fun crocheting.

## Special stitches:

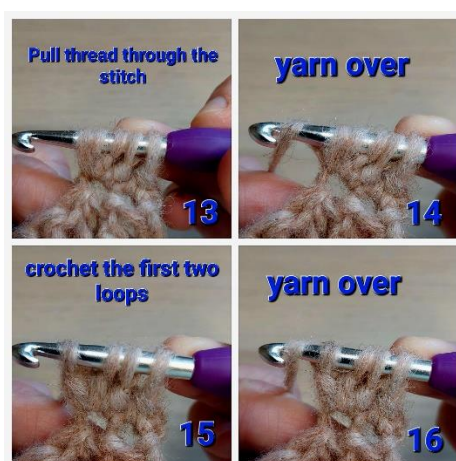
**Cluster(cl):** yo, put the hook into the stitch from the previous round, pick up the yarn (3 loops on your hook), crochet the first 2 loops (2 loops on your hook), yo, put your hook through the same stitch and pick up the yarn (4 loops on your hook), crochet the first 2 loops (3 loops on your hook), yo, put your hook into the same stitch and pick up the yarn (5 loops on your hook), crochet the first 2 loops (4 loops on your hook), crochet the remaining loops in one go, ch 1. (see picture 1,2 3,4,5 and 6)




(picture 1)

(picture 2)

(picture 3)



(picture 4)



(picture 5)

**Bobble stitch(b):** basically exactly the same as the cluster only you crochet 2 more unfinished double crochets. yo, put the hook into the stitch from the previous round, pick up the yarn (3 loops on your hook), yo, crochet the first 2 loops (2 loops on your hook), yo, put your hook through the same stitch and pick up the yarn (4 loops on your hook), yo, crochet the first 2 loops (3 loops on your hook), yo, put your hook into the same stitch and pick up the yarn (5 loops on your hook), yo, crochet the first 2 loops (4 loops on your hook), yo, put your hook into the same stitch and pick up the yarn (6 loops on your hook), yo, crochet the first 2 loops (5 loops on your hook), yo, put your hook into the same stitch and pick up the yarn (7 loops on your hook), yo, crochet the first 2 loops (6 loops on your hook), yo, crochet the remaining loops in one go, ch 1. (see picture 7)





(picture 6 of a cluster)



(picture 7 of a bobble stitch)

**front post(fp):** you crochet a double crochet, but not using the regular stitch, you crochet around the post of the stitch. Yo, insert crochet hook on the right side around the post of the stitch (at the front of your work) and to the left of the stitch your needle reappears. Yo, pull thread through the stitch (3 loops on your hook), yo, crochet the first two loops (2 loops on your hook), yo, crochet the remaining two loops. (see picture 8 and 9)




(fp, picture 8)



(3 fp, picture 9)

**back post(bp):** same as the fp but you are now working on the backside of your work. Yo, insert crochet hook on the right side around the post of the stitch (at the backside of your work) and to the left of the stitch your needle reappears. Yo, pull thread through the stitch (3 loops on your hook), yo, crochet the first two loops (2 loops on your hook), yo, crochet the remaining two loops. (see picture 10 and 11)



(bp, picture 10)



(3 bp, picture 11)

**Use a stitch marker at the point of the shawl so that you can easily find it when crocheting.**

**Row 1:** magic ring with, ch 3, 4 cl, 1 dc, ch 3, close the ring, turn your work.

**Row 2:** 1 cl between the double crochet en the 1<sup>st</sup> cluster of the previous round, 1 cl between the 1<sup>st</sup> en the 2<sup>nd</sup> cluster of the previous round, 3 cl between the 2<sup>nd</sup> en the 3<sup>rd</sup> cluster of the previous round (put a stitch marker on the middle cluster this is the point of the shawl, **see picture 12**), 1 cl between the 3<sup>rd</sup> and 4<sup>th</sup> of the previous row, 1 cl between the last cluster and the chain of the previous round, 1 dc in the second stitch of this chain (**this is how we end each round and then I cal it like this: 1 dc in the last stitch, see picture 13**), ch 2, turn your work.



(picture 12)



(picture 13)

**Row 3:** 2 hdc between the double crochet en de 1<sup>st</sup> cluster of the previous round, 1 hdc on the 1<sup>st</sup> cluster of the previous round, 1 hdc between the 1<sup>st</sup> and the 2<sup>nd</sup> cluster of the previous round, 1 hdc on the 2<sup>nd</sup> cluster of the previous round, 1 hdc between the 2<sup>nd</sup> and the 3<sup>rd</sup> cluster of the previous round, 1 hdc on the 3<sup>rd</sup> cluster of the previous round, 1 hdc between the 3<sup>rd</sup> and the 4<sup>th</sup> cluster of the previous round, 1 hdc-ch 2-1 hdc on the 4<sup>th</sup> cluster is the middle cluster of the 3 clusters from the previous round (this is the point, place the stitch

marker back in the ch-sp), 1 hdc between the 4<sup>th</sup> and the 5<sup>th</sup> cluster of the previous round, 1 hdc on the 5<sup>th</sup> cluster of the previous round, 1 hdc between the 5<sup>th</sup> and 6<sup>th</sup> cluster of the previous round, 1 hdc on the 6<sup>th</sup> cluster of the previous round, 1 hdc between the 6<sup>th</sup> and 7<sup>th</sup> cluster of the previous round, 1 hdc on the 7<sup>th</sup> cluster of the previous round, 2 hdc between the last cluster and the chain of the previous round, 1 hdc on the last stitch, ch 3, turn your work.

**Row 4:** 3 dc between the first two half double crochet from the previous round, ch 1, skip 2 stitches, 1 dc, ch 1, skip 2 stitches, 3 dc in one stitch, ch 1, skip 1 stitch, 1 dc, 5 dc in the ch-sp (place the stitch marker back on the 3<sup>rd</sup> middle double crochet, this is the point), 1 dc, ch 1, skip 1 stitch, 3 dc in one stitch, ch 1, skip 2 stitches, 1 dc, ch 1, skip 2 stitches, 3 dc between the last half double crochet and the chain of the previous round, 1 dc on the last stitch, ch 3, turn your work.

**Row 5:** 3 dc between the first two double crochet of the previous round, ch 1, 1 dc on the middle double crochet of the 3 double crochets from the previous round, ch 1, 3 dc on the double crochet of the previous round, ch 1, 1 dc on the middle double crochet of the 3 double crochets from the previous round, ch 1, 3 dc on the double crochet of the previous round, ch 1, skip 2 stitches, 3 dc in one stitch ( is on the middle double crochet of the 5 double crochets of the previous round, place the stitch marker on the middle double crochet this is the point), ch 1, skip 2 stitches, 3 dc on the double crochet of the previous round, ch 1, 1 dc on the middle double crochet of the 3 double crochets from the previous round, ch 1, 3 dc on the double crochet of the previous round, ch 1, 1 dc on the middle double crochet of the 3 double crochets from the previous round, ch 1, 3 dc between the last double crochet and the chain of the previous round, 1 dc on the last stitch, ch 3, turn your work.

**Row 6:** : 3 dc between the first two double crochet of the previous round, ch 1, 1 dc on the middle double crochet of the 3 double crochets from the previous round, ch 1, 3 dc on the double crochet of the previous round, ch 1, 1 dc on the middle double crochet of the 3 double crochets from the previous round, ch 1, 3 dc on the double crochet of the previous round, ch 1, 1 dc on the middle double crochet of the 3 double crochets from the previous round, ch 1, 1 dc on the 1<sup>st</sup> double crochet of the 3 double crochet from the previous row, 5 dc on the middle double crochet of the 3 double crochets from the previous round (place the stitch marker on the 3<sup>rd</sup> middle double crochet this is the point), 1 dc on the 3<sup>rd</sup> double crochet from the previous row, ch 1, 1 dc on the middle double crochet, ch 1, 3 dc on the double crochet, ch 1, 1 dc on the middle double crochet, ch 1, 3 dc on the double crochet, ch 1, 1 dc on the middle double crochet, ch 1, 3 dc between the last double crochet and the chain of the previous round, 1 dc on the last stitch, ch 2, turn your work.

**Row 7:** 2 hdc between the first two double crochet, 4 hdc, skip 1 stitch, 5 hdc, skip 1 stitch, 5 hdc, skip 1 stitch, 4 hdc, 1 hdc-ch 2-1 hdc on the middle double crochet of the 5 double crochet from the previous round ( the chain of two is the point, place the stitchmarker back in this chain), 4 hdc, skip 1 stitch, 5 hdc, skip 1 stitch, 5 hdc, skip 1 stitch, 4 hdc, 2 hdc between the last double crochet and the chain of the previous round, 1 hdc on the last stitch, ch 3, turn your work.

**Row 8:** 1 cl between the first two half double crochet, skip 1 stitch, “1 cl, skip 1 stitch”, repeat what is between “” 8 times, 1 cl, 2 cl in the ch-sp (place the stitchmarker between the 2 clusters, this is the point), 1 cl, skip 1 stitch, “1 cl, skip 1 stitch”, repeat what is between “” 8 times, 1 cl between the last half double crochet and the chain of the previous round, 1 dc on the last stitch, ch 3, turn your work.

**Row 9:** 1 cl between the double crochet and the 1<sup>st</sup> cluster, then 1 cl between each cluster up to the point (=12 clusters), 3 cl between the 2 clusters from the previous round (center cluster is the point place the stitch marker on this cluster), 1 cl between each cluster, 1 cl between the last cluster and the chain of the previous round (=12 clusters the 3 clusters of the point not included), 1 dc on the last stitch, ch 2, turn your work.

**Row 10:** 2 hdc between the double crochet and the 1<sup>st</sup> cluster, 1 hdc on and between each cluster up to the point (=29 hdc included the chain of 2 from the previous row), 1 hdc-ch 2-1 hdc on the middle cluster (place the stitch marker in the ch-sp this is the point), 1 hdc on and between each cluster, 2 hdc between the last cluster and the chain of the previous round, 1 hdc on the last stitch (=29 hdc the point not included), ch 3, turn your work.

**Row 11:** 1 dc between the first two half double crochets of the previous round, “3 fp, 3 bp” repeat what is between “” 3 times, 3 fp, 2 bp, 1 hdc-ch 2-1 hdc in the ch-sp (place the stitch marker in the ch-sp this is the point), 2 bp, “3 fp, 3 bp”, repeat what is between “” 3 times, 3 fp, 1 dc between the last half double crochet and the chain of the previous round, 1 dc on the last stitch, ch 3, turn your work.

**Row 12:** 1 dc between the first two double crochet of the previous round, 1 bp, “3 fp, 3 bp”, repeat what is between “” 4 times, 1 hdc-ch 2-1 hdc in the ch-sp (place the stitch marker in the ch-sp this is the point), “3 bp, 3 fp”, repeat what is between “” 4 times, 1 bp, 1 dc between the last double crochet and the chain of the previous round, 1 dc on the last stitch, ch 3, turn your work.

**Row 13:** 1 dc between the first two double crochet, 2 bp, “3 fp, 3 bp”, repeat what is between “” 4 times, 1 fp, 1 hdc-ch 2-1 hdc in the ch-sp (place the stitch marker in the ch-sp this is the point), 1 fp, “3 bp, 3 fp”, repeat what is between “” 4 times, 2 bp, 1 dc between the last double crochet and the chain of the previous round, 1 dc on the last stitch, ch 2, turn your work.

**Row 14:** 2 hdc between the first two double crochet, 1 hdc on each stitch (=37 hdc, included the chain of 2 from the previous row), 1 hdc-ch 2-1 hdc in the ch-sp (place the stitch marker in the ch-sp this is the point), 1 hdc on each stitch, 2 hdc between the last double crochet and the chain of the previous round, 1 hdc on the last stitch (=37 hdc the point not included), ch 3, turn your work.

**Row 15:** 1 cl between the first two half double crochet, “skip 1 stitch, 1 cl”, repeat what is between “” 17 times, 2 cl in the ch-sp (place the stitchmarker between the 2 clusters, this is the point), “1 cl, skip 1 stitch”, repeat what is between “” 17 times, 1 cl, between the last half double crochet and the chain of the previous round, 1 dc on the last stitch, ch 3, turn your work.

**Row 16:** 1 cl between the double crochet and the cluster, 1 cl between each cluster up to the point (=20 cl), 3 cl between the 2 clusters of the previous round (center cluster is the point place the stitch marker on this cluster), 1 cl between each cluster, 1 cl between the last cluster and the chain of the previous row (=20 clusters the 3 clusters of the point not included), 1dc on the last stitch, ch 2, turn your work.

**Row 17:** 2 hdc between the double crochet and the 1<sup>st</sup> cluster, 1 hdc on and between each cluster up to the point (=45 hdc included the chain of 2 from the previous row), 1 hdc-ch 2-1 hdc on the center cluster (place the stitch marker in the ch-sp this is the point), 1 hdc on and between each cluster, 2 hdc between the last cluster and the chain of the previous round, 1 hdc on the last stitch (=45 hdc the point not included), ch 3, turn your work.

**Row 18:** 3 dc between the first two half double crochet, ch 1, skip 2 stitches, “1 sc, ch 1, skip 2 stitches, 3 dc in one stitch, ch 1, skip 2 stitches”, repeat what is between “” 5 times, 1 sc, ch 1, skip 2 stitches, 3 dc in one stitch, ch 1, skip 1 stitch, 1 dc, 5 dc in the ch-sp (place the stitch marker in the 3<sup>rd</sup> middle double crochet, this is the point), 1 dc, ch 1, skip 1 stitch, 3 dc in one stitch, ch 1, skip 2 stitches, “1 sc, ch 1, skip 2 stitches, 3 dc in on stitch, ch 1, skip 2 stitches”, repeat what is between “” 5 times, 1 sc, ch 1, skip 2 stitches, 3 dc between the last half double crochet and the chain of the previous round, 1 dc on the last stitch, ch 3, turn your work.

**Row 19:** 1 dc-ch 1-1 dc between the first two double crochet, ch 1, “1 sc on the middle double crochet from the 3 double crochet of the previous round, ch 1, 1 dc-ch 1-1 dc on the sc from the previous round, ch 1”, repeat what is between “” 6 times, 1 sc on the middle double crochet, ch 1 skip 3 stitches, 1 dc-ch 1-1 dc (is on the 1<sup>st</sup> double crochet of the 5 double crochets from the previous round), skip 1 stitch, 3 dc in one stitch (is on the 3<sup>rd</sup> double crochet of the 5 double crochets from the previous round, place the stitch marker on the middle double crochet this is the point), skip 1 stitch, 1 dc-ch 1-1 dc (is on the 5<sup>th</sup> double crochet of the 5 double crochets from the previous round), ch 1, skip 3 stitches, “1 sc on the middle double crochet, ch 1, 1 dc-ch 1-1 dc on the sc from the previous round, ch 1”, repeat what is between “” 6 times, 1 sc on the middle double crochet, ch 1, 1 dc-ch 1-1 dc between the last double crochet and the chain of the previous round, 1 dc on the last stitch, ch 3, turn your work.



**Row 20:** 3 dc between the first two double crochet, ch 1, 1 sc in the ch-sp between the 2 double crochet of the previous round, ch 1, “3 dc on the single crochet of the previous round, ch 1, 1 sc in the ch-sp between the 2 double crochet of the previous round, ch 1”, repeat what is between “” 7 times, 5 dc on the middle double crochet from the 3 double crochet of the previous round, (place the stitch marker on the 3<sup>rd</sup> middle double crochet, this is the point), ch 1, “1 sc in the ch-sp between the 2 double crochet of the previous round, ch 1, 3 dc on the single crochet of the previous round, ch 1”, repeat what is between “” 7 times, 1 sc in the ch-sp between the 2 double crochet of the previous round, ch 1, 3 dc between the last double crochet and the chain of the previous round, 1 dc on the last stitch, ch 2, turn your work.

**Row 21:** 2 hdc between the first two double crochet of the previous round, 1 hdc on each stitch (=59 hdc included the chain of 2 from the previous row), 1 hdc-ch 2-1 hdc on the middle double crochet from the 5 double crochet of the previous round (place the stitch marker in the ch-sp this is the point), 1 hdc on each stitch, 2 hdc between the last double crochet and the chain from the previous round, 1 hdc on the last stitch (=59 hdc the point not included), ch 3, turn your work.

**Row 22:** 1 cl between the first two half double crochet, skip 1 stitch, “1 cl, skip 1 stitch”, repeat what is between “” 27 times, 1 cl, 2 cl in the ch-sp (place the stitch between the 2 clusters this is the point), 1 cl, “skip 1 stitch, 1 cl”, repeat what is between “” 27 times, 1 cl between the last half double crochet and the chain of the previous round, 1 dc on the last stitch, ch 3, turn your work.

**Row 23:** 1 cl between the double crochet and the 1<sup>st</sup> cluster, 1 cl between each cluster up to the point (=31 cl), 3 cl between the 2 clusters of the previous round (center cluster is the point place the stitch marker on this cluster), 1 cl between each cluster, 1 cl between the last cluster and the chain of the previous row (=31 clusters the 3 clusters of the point not included), 1 dc on the last stitch, ch 2, turn your work.

**Row 24:** 2 hdc between the double crochet and the 1<sup>st</sup> cluster, 1 hdc on and between each cluster up to the point (=67 hdc included the chain of 2 from the previous row), 1 hdc-ch 2-1 hdc on the center cluster (place the stitch marker in the ch-sp this is the point), 1 hdc on and between each cluster, 2 hdc between the last cluster and the chain of the previous round, 1 hdc on the last stitch (=67 hdc the point not included), ch 3, turn your work.

**Row 25:** 3 dc between the first two half double crochet, ch 1, skip 2 stitches, “1 dc, ch 1, skip 2 stitches, 3 dc in 1 stitch, ch 1, skip 2 stitches”, repeat what is between “” 9 times, 1 dc, skip 2 stitches, 3 dc in 1 stitch, 3 dc in the ch-sp (place the stitch on the middle double crochet, this is the point), 3 dc in 1 stitch, ch 1, skip 2 stitches, “1 dc, ch 1, skip 2 stitches, 3 dc in 1 stitch, ch 1”, repeat what is between “” 9 times, 1 dc, ch 1, skip 2 stitches, 3 dc

between the last half double crochet and the chain of the previous round, 1 dc on the last stitch, ch 3, turn your work.

**Row 26:** 3 dc between the first two double crochet, ch 1, “1 dc on the middle double crochet from the 3 double crochet of the previous round, ch 1, 3 dc on the double crochet of the previous round, ch 1”, repeat what is between “” 10 times, skip 2 stitches, 1 dc on the middle double crochet, ch 1, skip 2 stitches, 5 dc on the middle double crochet from the 3 double crochet of the previous round, (place the stitch marker on the 3<sup>rd</sup> middle double crochet, this is the point), ch 1, skip 2 stitches, 1 dc on the middle double crochet, ch 1, “3 dc on the double crochet, ch 1, 1 dc on the middle double crochet, ch 1”, repeat what is between “” 10 times, 3 dc between the last double crochet and the chain of the previous round, 1 dc on the last stitch, ch 3, turn your work.

**Row 27:** 3 dc between the first two double crochet, ch 1, “1 dc on the middle double crochet from the 3 double crochet of the previous round, ch 1, 3 dc on the double crochet of the previous round, ch 1”, repeat what is between “” 11 times, 5 dc on the middle double crochet (place the stitch marker on the 3<sup>rd</sup> middle double crochet, this is the point), ch 1, “3 dc on the double crochet, ch 1, 1 dc on the middle double crochet, ch 1”, repeat what is between “” 11 times, 3 dc between the last double crochet and the chain of the previous round, 1 dc on the last stitch, ch 3, turn your work.

**Row 28:** 3 dc between the first two double crochet, ch 1, “1 dc on the middle double crochet from the 3 double crochet of the previous round, ch 1, 3 dc on the double crochet of the previous round, ch 1”, repeat what is between “” 11 times, 1 dc on the middle double crochet, ch 1, skip 2 stitches, 3 dc in 1 stitch ( is on the 1<sup>st</sup> double crochet from the 5 double crochets of the previous round), skip 1 stitch, 3 dc on the middle double crochet from the 5 double crochet of the previous round, place the stitch marker on the middle double crochet, this is the point), skip 1 stitch, 3 dc in 1 stitch (is on the 5<sup>th</sup> double crochet from the 5 double crochet of the previous round), ch 1, “1 dc on the middle double crochet, ch 1, 3 dc on the double crochet, ch 1”, repeat what is between “” 11 times, 1 dc on the middle double crochet, ch 1, 3 dc between the last double crochet and the chain of the previous round, 1 dc on the last stitch, ch 2, turn your work.

**Row 29:** 2 hdc between the first two double crochet of the previous round, 1 hdc on each stitch (=85 hdc included the chain of 2 from the previous row), 1 hdc-ch 2-1 hdc on the middle double crochet from the 3 double crochet of the previous round (place the stitch marker in the ch-sp this is the point), 1 hdc on each stitch, 2 hdc between the last double crochet and the chain from the previous round, 1 hdc on the last stitch (=85 hdc the point not included), ch 3, turn your work.

**Row 30:** 1 cl between the first two half double crochet, skip 1 stitch, “1 cl, skip 1 stitch”, repeat what is between “” 40 times, 1 cl, 2 cl in the ch-sp (place the stitch between the 2 clusters this is the point), 1 cl, skip 1 stitch “1 cl, skip 1 stitch”, repeat what is between “” 40 times, 1 cl between the last half double crochet and the chain of the previous round, 1 dc on the last stitch, ch 3, turn your work.

**Row 31:** 1 cl between the double crochet and the 1<sup>st</sup> cluster, 1 cl between each cluster up to the point (=44 cl), 3 cl between the 2 clusters of the previous round (center cluster is the point place the stitch marker on this cluster), 1 cl between each cluster, 1 cl between the last cluster and the chain of the previous row (=44 cl the 3 clusters of the point not included), 1 dc on the last stitch, ch 2, turn your work

**Row 32:** 2 hdc between the double crochet and the 1<sup>st</sup> cluster, 1 hdc on and between each cluster up to the point (=93 hdc included the chain of 2 from the previous row), 1 hdc-ch 2-1 hdc on the center cluster (place the stitch marker in the ch-sp this is the point), 1 hdc on and between each cluster, 2 hdc between the last cluster and the chain of the previous round, 1 hdc on the last stitch (=93 hdc the point not included), ch 3, turn your work.

**Row 33:** 1 dc between the first two half double crochets of the previous round, “3 fp, 3 bp” repeat what is between “” 14 times, 3 fp, 1 hdc-ch 2-1 hdc in the ch-sp (place the stitch marker in the ch-sp this is the point), “3 fp, 3 bp”, repeat what is between “” 14 times, 3 fp, 1 dc between the last half double crochet and the chain of the previous round, 1 dc on the last stitch, ch 3, turn your work.

**Row 34:** 1 dc between the first two double crochet of the previous round, 1 bp, “3 fp, 3 bp”, repeat what is between “” 14 times, 3 fp, 1 bp, 1 hdc-ch 2-1 hdc in the ch-sp (place the stitch marker in the ch-sp this is the point), 1 bp, “3 fp, 3 bp”, repeat what is between “” 14 times, 3 fp, 1 bp, 1 dc between the last double crochet and the chain of the previous round, 1 dc on the last stitch, ch 3, turn your work.

**Row 35:** 1 dc between the first two double crochet, 2 bp, “3 fp, 3 bp”, repeat what is between “” 14 times, 3 fp, 2 bp, 1 hdc-ch 2-1 hdc in the ch-sp (place the stitch marker in the ch-sp this is the point), 2 bp, “3 fp, 3 bp”, repeat what is between “” 14 times, 3 fp, 2 bp, 1 dc between the last double crochet and the chain of the previous round, 1 dc on the last stitch, ch 3, turn your work.

**Row 36:** 1 dc between the first two double crochet, “3 bp, 3 fp”, repeat what is between “” 15 times, 3 bp, 1 hdc-ch 2-1 hdc in the ch-sp (place the stitch marker in the ch-sp this is the point), “3 bp, 3 fp”, repeat what is between “” 15 times, 3 bp, 1 dc between the last double crochet and the chain of the previous round, 1 dc on the last stitch, ch 2, turn your work.

**Row 37:** 2 hdc between the first two double crochet, 1 hdc on each stitch (=103 hdc, included the chain of 2 from the previous row), 1 hdc-ch 2-1 hdc in the ch-sp (place the stitch marker in the ch-sp this is the point), 1 hdc on each stitch, 2 hdc between the last double crochet and the chain of the previous round, 1 hdc on the last stitch (=103 hdc the point not included), ch 3, turn your work.

**Row 38:** 1 cl between the first two half double crochet, skip 1 stitch, “1 cl, skip 1 stitch”, repeat what is between “” 49 times, 1 cl, 2 cl in the ch-sp (place the stitchmarker between the 2 clusters, this is the point), 1 cl, skip 1 stitch, “1 cl, skip 1 stitch”, repeat what is between “” 49 times, 1 cl, between the last half double crochet and the chain of the previous round, 1 dc on the last stitch, ch 3, turn your work.

**Row 39:** 1 cl between the double crochet and the cluster, 1 cl between each cluster up to the point (=53 cl), 3 cl between the 2 clusters of the previous round (center cluster is the point place the stitch marker on this cluster), 1 cl between each cluster, 1 cl between the last cluster and the chain of the previous row (=53 clusters the 3 clusters of the point not included), 1dc on the last stitch, ch 2, turn your work.

**Row 40:** 2 hdc between the double crochet and the 1<sup>st</sup> cluster, 1 hdc on and between each cluster up to the point (=111 hdc included the chain of 2 from the previous row), 1 hdc-ch 2-1 hdc on the center cluster (place the stitch marker in the ch-sp this is the point), 1 hdc on and between each cluster, 2 hdc between the last cluster and the chain of the previous round, 1 hdc on the last stitch (=111 hdc the point not included), ch 3, turn your work.

**Row 41:** 3 dc between the first two half double crochet, ch 1, skip 2 stitches, “1 sc, ch 1, skip 2 stitches, 3 dc in one stitch, ch 1, skip 2 stitches”, repeat what is between “” 17 times, 5 dc in the ch-sp (place the stitch marker in the 3<sup>rd</sup> middle double crochet, this is the point), ch 1, skip 2 stitches, “3 dc in on stitch, ch 1, skip 2 stitches, 1 sc, ch 1, skip 2 stitches”, repeat what is between “” 17 times, 3 dc between the last half double crochet and the chain of the previous round, 1 dc on the last stitch, ch 3, turn your work.

**Row 42:** 1 dc-ch 1-1 dc between the first two double crochet, ch 1, “1 sc on the middle double crochet from the 3 double crochet of the previous round, ch 1, 1 dc-ch 1-1 dc on the sc from the previous round, ch 1”, repeat what is between “” 17 times, 1 sc on the middle double crochet, ch 1, skip 2 stitches, 1 dc-ch 1-1 dc (is on the 1<sup>st</sup> double crochet of the 5 double crochets from the previous round), skip 1 stitch, 3 dc in one stitch (is on the 3<sup>rd</sup> double crochet of the 5 double crochets from the previous round, place the stitch marker on the middle double crochet this is the point), skip 1 stitch, 1 dc-ch 1-1 dc (is on the 5<sup>th</sup> double crochet of the 5 double crochets from the previous round), ch 1, “1 sc on the middle double crochet, ch 1, 1 dc-ch 1-1 dc on the sc from the previous round, ch 1”, repeat what is between “” 17 times, 1 sc on the middle double crochet, ch 1, 1 dc-ch 1-1 dc between the last double crochet and the chain of the previous round, 1 dc on the last stitch, ch 3, turn your work.



**Row 43:** 3 dc between the first two double crochet, ch 1, “1 sc in the ch-sp between the 2 double crochet of the previous round, ch 1, 3 dc on the single crochet of the previous round, ch 1”, repeat what is between “” 18 times, 1 sc in the ch-sp between the 2 double crochet, ch 1, 5 dc on the middle double crochet from the 3 double crochet of the previous round, (place the stitch marker on the 3<sup>rd</sup> middle double crochet, this is the point), “ch 1, 1 sc in the ch-sp between the 2 double crochet, ch 1, 3 dc on the single crochet, ch 1”, repeat what is between “” 18 times, 1 sc in the ch-sp between the 2 double crochet, ch 1, 3 dc between the last double crochet and the chain of the previous round, 1 dc on the last stitch, ch 3, turn your work.

**Row 44:** 1 dc-ch 1-1 dc between the first two double crochet, ch 1, “1 sc on the middle double crochet from the 3 double crochet of the previous round, ch 1, 1 dc-ch 1-1 dc on the sc from the previous round, ch 1”, repeat what is between “” 19 times, skip 2 stitches, 1 dc, 3 dc on the middle double crochet from the 5 double crochet of the previous round (place the stitch marker on the middle double crochet this is the point), 1 dc, ch 1, skip 2 stitches, “1 dc-ch 1-1 dc on the sc, ch 1, 1 sc on the middle double crochet, ch 1”, repeat what is between “” 19 times, 1 dc-ch 1-1 dc between the last double crochet and the chain of the previous round, 1 dc on the last stitch, ch 2, turn your work.

**Row 45:** 2 hdc between the first two double crochet of the previous round, 1 hdc on each stitch(=129 hdc included the chain of 2 from the previous row), 1 hdc-ch 2-1 hdc on the middle double crochet from the 3 double crochet of the previous round (place the stitch marker in the ch-sp this is the point), 1 hdc on each stitch, 2 hdc between the last double crochet and the chain from the previous round, 1 hdc on the last stitch (=129 hdc the point not included), ch 3, turn your work.

**Row 46:** 1 cl between the first two half double crochet, skip 1 stitch, “1 cl, skip 1 stitch”, repeat what is between “” 62 times, 1 cl (=65 cl), 2 cl in the ch-sp (place the stitch between the 2 clusters this is the point), “1 cl, skip 1 stitch”, repeat what is between “” 63 times, 1 cl between the last half double crochet and the chain of the previous round(= 65 cl the point not included), 1 dc on the last stitch, ch 3, turn your work.

**Row 47:** 1 cl between the double crochet and the 1<sup>st</sup> cluster, 1 cl between each cluster up to the point (=66 cl), 3 cl between the 2 clusters of the previous round (center cluster is the point place the stitch marker on this cluster), 1 cl between each cluster, 1 cl between the last cluster and the chain of the previous row (=66 clusters the 3 clusters of the point not included), 1 dc on the last stitch, ch 2, turn your work.

**Row 48:** 2 hdc between the double crochet and the 1<sup>st</sup> cluster, 1 hdc on and between each cluster up to the point (=137 hdc included the chain of 2 from the previous row), 1 hdc-ch 2-1 hdc on the center cluster (place the stitch marker in the ch-sp this is the point), 1 hdc on and between each cluster, 2 hdc between the last cluster and the chain of the previous round, 1 hdc on the last stitch (=137 hdc the point not included), ch 3, turn your work

**Row 49:** 3 dc between the first two half double crochet, ch 1, skip 2 stitches, “1 dc, ch 1, skip 2 stitches, 3 dc in 1 stitch, ch 1, skip 2 stitches”, repeat what is between “” 21 times, 1 dc, ch 1, skip 1 stitch, 5 dc in the ch-sp (place the stitch marker on the 3<sup>rd</sup> middle double crochet, this is the point), ch 1, skip 1 stitch, 1 dc, ch 1, skip 2 stitches, “3 dc in 1 stitch, ch 1, skip 2 stitches, 1 dc, ch 1, skip 2 stitches”, repeat what is between “” 21 times, 3 dc between the last half double crochet and the chain of the previous round, 1 dc on the last stitch, ch 3, turn your work.

**Row 50:** 3 dc between the first two double crochet, ch 1, “1 dc on the middle double crochet from the 3 double crochet of the previous round, ch 1, 3 dc on the double crochet of the previous round, ch 1”, repeat what is between “” 22 times, 1 dc (is on the 2<sup>nd</sup> double crochet from the 5 double crochet of the previous round), 5 dc (is on the 3<sup>rd</sup> double crochet from the 5 double crochet of the previous round, place the stitch marker on the 3<sup>rd</sup> middle double crochet, this is the point), 1 dc (is on the 4<sup>th</sup> double crochet from the 5 double crochet of the previous round), ch 1, “3 dc on the double crochet, ch 1, 1 dc on the middle double crochet, ch 1”, repeat what is between “” 22 times, 3 dc between the last double crochet and the chain of the previous round, 1 dc on the last stitch, ch 3, turn your work.

**Row 51:** 3 dc between the first two double crochet, ch 1, “1 dc on the middle double crochet from the 3 double crochet of the previous round, ch 1, 3 dc on the double crochet of the previous round, ch 1”, repeat what is between “” 22 times, 1 dc on the middle double crochet, ch 1, skip 2 stitches, 3 dc in 1 stitch, skip 2 stitches, 3 dc on the middle double crochet from the 5 double crochet of the previous round (place the stitch marker on the middle double crochet, this is the point), skip 2 stitches, 3 dc in 1 stitch, ch 1, “1 dc on the middle double crochet, ch 1, 3 dc on the double crochet, ch 1”, repeat what is between “” 22 times, 1 dc on the middle double crochet, ch 1, 3 dc between the last double crochet and the chain of the previous round, 1 dc on the last stitch, ch 3, turn your work.

**Row 52:** 3 dc between the first two double crochet, ch 1, “1 dc on the middle double crochet from the 3 double crochet of the previous round, ch 1, 3 dc on the double crochet of the previous round, ch 1”, repeat what is between “” 23 times, 1 dc on the middle double crochet, ch 1, skip 1 stitches, 3 dc in 1 stitch, 3 dc in 1 stitch (place the stitch marker on the middle double crochet, this is the point), 3 dc in 1 stitch, ch 1, “1 dc on the middle double crochet, ch 1, 3 dc on the double crochet, ch 1”, repeat what is between “” 23 times, 1 dc on the middle double crochet, ch 1, 3 dc between the last double crochet and the chain of the previous round, 1 dc on the last stitch, ch 3, turn your work.

**Row 53:** 3 dc between the first two double crochet, “1 dc on the middle double crochet from the 3 double crochet of the previous round, ch 1, 3 dc on the double crochet of the previous round, ch 1”, repeat what is between “” 24 times, skip 2 stitches, 3 dc in 1 stitch, skip 2 stitches, 5 dc in 1 stitch (place the stitch marker on the 3<sup>rd</sup> middle double crochet, this is the point), skip 2 stitches, 3 dc in 1 stitch, ch 1, skip 2 stitches, “3 dc on the double crochet, ch 1, 1 dc on the middle double crochet, ch 1”, repeat what is between “” 24 times, 3 dc between the last double crochet and the chain of the previous round, 1 dc on the last stitch, ch 2, turn your work.

**Row 54:** 2 hdc between the first two double crochet, 1 hdc on each stitch(=162 hdc included the chain of 2 from the previous row), 1 hdc-ch 2-1 hdc on the middle double crochet from the 3 double crochet of the previous round (place the stitch marker in the ch-sp this is the point), 1 hdc on each stitch, 2 hdc between the last double crochet and the chain from the previous round, 1 hdc on the last stitch (=162 hdc the point not included), ch 3, turn your work.

**Row 55:** 1 cl between the first two half double crochet, skip 1 stitch, “1 cl, skip 1 stitch”, repeat what is between “” 79 times (=81 cl), 2 cl in the ch-sp (place the stitch between the 2 clusters this is the point), skip 1 stitch “1 cl, skip 1 stitch”, repeat what is between “” 79 times, 1 cl between the last half double crochet and the chain of the previous round (=81 cl, point not included), 1 dc on the last stitch, ch 3, turn your work.

**Row 56:** 1 cl between the double crochet and the 1<sup>st</sup> cluster, 1 cl between each cluster up to the point (=82 cl), 3 cl between the 2 clusters of the previous round (center cluster is the point place the stitch marker on this cluster), 1 cl between each cluster, 1 cl between the last cluster and the chain of the previous row (=82 cl the 3 clusters of the point not included), 1 dc on the last stitch, ch 2, turn your work.

**Row 57:** 2 hdc between the double crochet and the 1<sup>st</sup> cluster, 1 hdc on and between each cluster up to the point (=169 hdc included the chain of 2 from the previous row), 1 hdc-ch 2-1 hdc on the center cluster (place the stitch marker in the ch-sp this is the point), 1 hdc on and between each cluster, 2 hdc between the last cluster and the chain of the previous round, 1 hdc on the last stitch (=169 hdc the point not included), ch 3, turn your work.

**Row 58:** 2 dc between the first two half double crochets, “3 fp, 3 bp” repeat what is between “” 27 times, 1 fp, 1 hdc-ch 2-1 hdc in the ch-sp (place the stitch marker in the ch-sp this is the point), 1 fp, “3 bp, 3 fp”, repeat what is between “” 27 times, 2 dc between the last half double crochet and the chain of the previous round, 1 dc on the last stitch, ch 3, turn your work.

**Row 59:** 1 dc between the first two double crochet, 2 bp, “3 fp, 3 bp”, repeat what is between “” 27 times, 2 fp, 1 hdc-ch 2-1 hdc in the ch-sp (place the stitch marker in the ch-sp this is the point), 2 fp, “3 bp, 3 fp”, repeat what is between “” 27 times, 2 bp, 1 dc between the last double crochet and the chain of the previous round, 1 dc on the last stitch, ch 3, turn your work.

**Row 60:** 1 dc between the first two double crochet, “3 bp, 3 fp”, repeat what is between “” 28 times, 1 hdc-ch 2-1 hdc in the ch-sp (place the stitch marker in the ch-sp this is the point), “3 fp, 3 bp”, repeat what is between “” 28 times, 1 dc between the last double crochet and the chain of the previous round, 1 dc on the last stitch, ch 3, turn your work.

**Row 61:** 1 dc between the first two double crochet, 1 fp, “3 bp, 3 fp”, repeat what is between “” 28 times, 1 bp, 1 hdc-ch 2-1 hdc in the ch-sp (place the stitch marker in the ch-sp this is the point), 1 bp, “3 fp, 3 bp”, repeat what is between “” 28 times, 1 fp, 1 dc between the last double crochet and the chain of the previous round, 1 dc on the last stitch, ch 3, turn your work.

**Row 62:** 1 dc between the first two double crochet, 2 fp, “3 bp, 3 fp”, repeat what is between “” 28 times, 2 bp, 1 hdc-ch 2-1 hdc in the ch-sp (place the stitch marker in the ch-sp this is the point), 2 bp, “3 fp, 3 bp”, repeat what is between “” 28 times, 2 fp, 1 dc between the last double crochet and the chain of the previous round, 1 dc on the last stitch, ch 2, turn your work.

**Row 63:** 2 hdc between the first two double crochet, 1 hdc on each stitch (=182 hdc, included the chain of 2 from the previous row), 1 hdc-ch 2-1 hdc in the ch-sp (place the stitch marker in the ch-sp this is the point), 1 hdc on each stitch, 2 hdc between the last double crochet and the chain of the previous round, 1 hdc on the last stitch (=182 hdc the point not included), ch 3, turn your work.

**Row 64:** 1 cl between the first two half double crochet, skip 1 stitch, “1 cl, skip 1 stitch”, repeat what is between “” 89 times, 2 cl in the ch-sp (place the stitchmarker between the 2 clusters, this is the point), “skip 1 stitch, 1 cl, skip”, repeat what is between “” 89 times, skip 1 stitch, 1 cl, between the last half double crochet and the chain of the previous round, 1 dc on the last stitch, ch 3, turn your work.

**Row 65:** 1 cl between the double crochet and the cluster, 1 cl between each cluster up to the point (=92 cl), 3 cl between the 2 clusters of the previous round (center cluster is the point place the stitch marker on this cluster), 1 cl between each cluster, 1 cl between the last cluster and the chain of the previous row (=92 clusters the 3 clusters of the point not included), 1dc on the last stitch, ch 2, turn your work.



**Row 66:** 2 hdc between the double crochet and the 1<sup>st</sup> cluster, 1 hdc on and between each cluster up to the point (=189 hdc included the chain of 2 from the previous row), 1 hdc-ch 2-1 hdc on the center cluster (place the stitch marker in the ch-sp this is the point), 1 hdc on and between each cluster, 2 hdc between the last cluster and the chain of the previous round, 1 hdc on the last stitch (=189 hdc the point not included), ch 3, turn your work.

**Row 67:** 3 dc between the first two half double crochet, ch 1, skip 2 stitches, “1 sc, ch 1, skip 2 stitches, 3 dc in one stitch, ch 1, skip 2 stitches”, repeat what is between “” 30 times, 5 dc in the ch-sp (place the stitch marker in the 3<sup>rd</sup> middle double crochet, this is the point), ch 1, skip 2 stitches, “3 dc in on stitch, ch 1, skip 2 stitches, 1 sc, ch 1, skip 2 stitches”, repeat what is between “” 30 times, 3 dc between the last half double crochet and the chain of the previous round, 1 dc on the last stitch, ch 3, turn your work.

**Row 68:** 1 dc-ch 1-1 dc between the first two double crochet, ch 1, “1 sc on the middle double crochet from the 3 double crochet of the previous round, ch 1, 1 dc-ch 1-1 dc on the sc from the previous round, ch 1”, repeat what is between “” 30 times, 1 sc on the middle double crochet, ch 1, skip 2 stitches, 1 dc-ch 1-1 dc in 1 stitch (is on the 1<sup>st</sup> double crochet of the 5 double crochets from the previous round), ch 1, skip 1 stitch, 3 dc in 1 stitch (is on the 3<sup>rd</sup> double crochet of the 5 double crochets from the previous round, place the stitch marker on the middle double crochet this is the point), ch 1, skip 1 stitch, 1 dc-ch 1-1 dc in 1 stitch (is on the 5<sup>th</sup> double crochet of the 5 double crochets from the previous round), ch 1, “1 sc on the middle double crochet, ch 1, 1 dc-ch 1-1 dc on the sc from the previous round, ch 1”, repeat what is between “” 30 times, 1 sc on the middle double crochet, ch 1, 1 dc-ch 1-1 dc between the last double crochet and the chain of the previous round, 1 dc on the last stitch, ch 3, turn your work.

**Row 69:** 3 dc between the first two double crochet, ch 1, “1 sc in the ch-sp between the 2 double crochet of the previous round, ch 1, 3 dc on the single crochet of the previous round, ch 1”, repeat what is between “” 31 times, 1 sc in the ch-sp between the 2 double crochet, ch 1, skip 3 stitches, 5 dc on the middle double crochet from the 3 double crochet of the previous round, (place the stitch marker on the 3<sup>rd</sup> middle double crochet, this is the point), ch 1, skip 3 stitches, “1 sc in the ch-sp between the 2 double crochet, ch 1, 3 dc on the single crochet, ch 1”, repeat what is between “” 31 times, 1 sc in the ch-sp between the 2 double crochet, ch 1, 3 dc between the last double crochet and the chain of the previous round, 1 dc on the last stitch, ch 3, turn your work.

**Row 70:** 1 dc-ch 1-1 dc between the first two double crochet, ch 1, “1 sc on the middle double crochet from the 3 double crochet of the previous round, ch 1, 1 dc-ch 1-1 dc on the sc from the previous round, ch 1”, repeat what is between “” 32 times, skip 1 stitch, 1 sc (is on the 1<sup>st</sup> double crochet of the 5 double crochets from the previous round), ch 1, skip 1 stitch, 5 dc (is on the 3<sup>rd</sup> middle double crochet of the 5 double crochets from the previous

round, place the stitch marker on the 3<sup>rd</sup> middle double crochet this is the point), ch 1, skip 1 stitch, 1 sc (is on the 5<sup>th</sup> double crochet of the 5 double crochets from the previous round), ch 1, “1 dc-ch 1-1 dc on the sc, ch 1, 1 sc on the middle double crochet, ch 1”, repeat what is between “” 32 times, 1 dc-ch 1-1 dc between the last double crochet and the chain of the previous round, 1 dc on the last stitch, ch 3, turn your work.

**Row 71:** 3 dc between the first two double crochet, ch 1, “1 sc in the ch-sp between the 2 double crochet of the previous round, ch 1, 3 dc on the single crochet of the previous round, ch 1”, repeat what is between “” 33 times, skip 3 stitches, 5 dc on the 3<sup>rd</sup> middle double crochet from the 5 double crochet of the previous round (place the stitch marker on the 3<sup>rd</sup> middle double crochet, this is the point), ch 1, skip 3 stitches, “3 dc on the single crochet, ch 1, 1 sc in the ch-sp between the 2 double crochet, ch 1 ”, repeat what is between “” 33, 3 dc between the last double crochet and the chain of the previous round, 1 dc on the last stitch, ch 2, turn your work.

**Row 72:** 2 hdc between the first two double crochet, 1 hdc on each stitch (=211 hdc included the chain of 2 from the previous row, the point not included), 1 hdc-ch2-1 hdc in the ch-sp (place the stitch marker in that ch-sp this is the point), 1 hdc on each stitch, 2 hdc between the last double crochet and the chain of the previous round, 1 hdc on the last stitch (=211 hdc, the point not included), ch 2, **we now crochet along the top with hdc, see picture 14**, 1 hdc extra in the same stitch where you just finished, then continue crocheting with all hdc along the top of the shawl, end this row in the same stitch where you started this row, ch 2, end this row with a sl-st. (amount of stitches along the top of the shawl =296 hdc) **do**

**not cut the wire!!**



(picture 14)

## Border of the Shawl-Wrap:

**Row 1:** “ch 7, skip 3 stitches, ch 2”, repeat what is between “” 41 times, ch 7, skip 3 stitches, 1 sc-ch 2-1 sc in the ch-sp of the previous round, (place the stitch marker in that chain space this is the point, **see picture 15**), “ch 7, skip 3 stitches, ch 2”, repeat what is between “” 41 times, ch 7, skip 3 stitches, 1 sc in the chain space on the right top (**see picture 16**), end this row with a sl-st, tc.



(picture 15)



(picture 16)

**Row 2:** 1 sc, 2 sc-1 b-2 sc in each ch-sp of the previous round, 1 dc-1 b-1 dc in the ch-sp of the point (place the stitch marker on the bobble stitch this is the point), 1 sc-1 b-1 sc in each ch-sp of the previous round, 1 sc, end this row with a sl-st, tc.

**Row 3:** 1 sc, ch 2, “1 sc on the bobble stitch of the previous round, ch 2, skip 2 stitches, 1 b in the middle between the single crochet (**see picture 17**), ch 2”, repeat what is between “” 41 times, 1 sc on the bobble stitch, ch 2, skip 2 stitches, 1 b (is between the single crochet and the double crochet of the previous round, **see picture 18**), 1 dc between the double crochet and the bobble stitch of the previous round, 1 b on the bobble stitch of the previous round (place the stitch marker on the bobble stitch this is the point), 1 dc between the bobble stitch and the double crochet of the previous round, 1 b between the double crochet and the single crochet of the previous round, ch 2, skip 2 stitches, “1 sc on the bobble stitch of the previous round, ch 2, skip 2 stitches, 1 b in the middle between the single crochet, ch 2”, repeat what is between “” 41 times, 1 sc on the bobble stitch, ch 2, 1 sc in the last stitch, tc.



(picture 17)



(picture 18)

**Row 4:** 1 sc, 1 b in each ch-sp (=86 b), 1 b between the bobble stitch and the double crochet of the previous round, skip 1 stitch, 1 b between the double crochet and the bobble stitch of the previous round, skip 1 stitch (is the bobble stitch with the stitch marker), 1 b between the bobble stitch and the double crochet of the previous round (place stitch marker between these 2 bobble stitches, **see picture 19**), skip 1 stitch, 1 b between the double crochet and the bobble stitch of the previous round, 1 b in each ch-sp until the end of this row, 1 sc in the last stitch, tc.



(picture 19)

**Row 5:** ch 3, skip 1 stitch (is the bobble stitch), “1 b, ch 3, skip 1 stitch, 1 sc, ch 3, skip 1 stitch”, repeat what is between “” 42 times, 1 b, ch 3, skip 1 stitch, 1 dc-1 b-1 dc in 1 stitch (is between the 2 bobble stitches of the previous round, this is the point), ch 3, skip 1 stitch, “1 b, ch 3, skip 1 stitch, 1 sc, ch 3, skip 1 stitch”, repeat what is between “” 42 times, 1 b, ch 3, 1 sc in the last stitch, fo. Weave the threads in, your Shawl-Wrap is ready!! (**see picture 20 of row 5**)



(picture 20)





## Enjoy wearing your Shawl-Wrap



[akhaakwerkjes](https://www.instagram.com/akhaakwerkjes)



[Akhaakwerkjes-free crochet patterns](https://www.youtube.com/akhaakwerkjes)



[Ko-fi](https://ko-fi.com/akhaakwerkjes)

**Website:** <http://www.akhaakwerkjes.jouwweb.nl/>